

Contract Routing Form

ROUTING: ~~Routine~~

printed on: 02/12/2019

Contract between: Capitol Underground Inc
and Dept. or Division: Engineering Division
Name/Phone Number:

Project: Hammersley Avenue Assessment District - 2019

Contract No.: 8292
Enactment No.: RES-19-00050
Dollar Amount: 1,614,498.14

File No.: 54317
Enactment Date: 02/08/2019

(Please DATE before routing)

Signatures Required	Date Received	Date Signed
City Clerk	2-12-19	2-12-19
Director of Civil Rights	2/13/19	2-26-19 ^{FN3}
Risk Manager	2/26/19	2-26-19
Finance Director	2-26-19	2/27/19 mCR
City Attorney	179 3-01-19	3-01-19
Mayor	3.01.19	3.05.19

Please return signed Contracts to the City Clerk's Office
Room 103, City-County Building for filing.

Original + 2 Copies

02/12/2019 16:01:17 enjls - Andy Zwieg 266-9219

Dis Rights: OK / N/A / Problem - Hold
Prev Wage: AA Agency / No
Contract Value: 1,614,498
AA Plan: Approved
Amendment / Addendum # _____
Type: POS / Dwp / Sbdv / Gov't /
Grant / PW / Goal / Loan / Agrmt



Legislation Details (With Text)

File #: 54317 **Version:** 1 **Name:** Awarding Public Works Contract No. 8292, Hammersley Avenue Assessment District - 2019

Type: Resolution **Status:** Passed

File created: 1/7/2019 **In control:** Engineering Division

On agenda: 2/5/2019 **Final action:** 2/5/2019

Enactment date: 2/8/2019 **Enactment #:** RES-19-00050

Title: Awarding Public Works Contract No. 8292, Hammersley Avenue Assessment District - 2019. (11th AD)

Sponsors: BOARD OF PUBLIC WORKS

Indexes:

Code sections:

Attachments: 1. Contract 8292.pdf

Date	Ver.	Action By	Action	Result
2/5/2019	1	COMMON COUNCIL	Adopt Under Suspension of Rules 2.04, 2.05, 2.24, and 2.25	Pass
1/23/2019	1	BOARD OF PUBLIC WORKS		
1/7/2019	1	Engineering Division	Refer	

The proposed resolution awards the contract for the reconstruction of Hammersley Avenue at a total estimated cost of \$1,743,660. The project is funded within the adopted 2019 capital budget for Engineering Major Streets via the Reconstruction Streets program. Funding is provided by GO Borrowing, special assessments, and associated utility components as follows:

- Major Streets - \$483,950
- Stormwater Utility - \$538,710
- Sewer Utility - \$210,520
- Water Utility - \$510,480

MUNIS:
11753

Awarding Public Works Contract No. 8292, Hammersley Avenue Assessment District - 2019. (11th AD)
BE IT RESOLVED, that the following low bids for miscellaneous improvements be accepted and that the Mayor and City Clerk be and are hereby authorized and directed to enter into a contract with the low bidders contained herein, subject to the Contractor's compliance with Section 39.02 of the Madison General Ordinances concerning compliance with the Affirmative Action provisions **and subject to the Contractor's compliance with Section 33.07 of the Madison General Ordinances regarding Best Value Contracting:**

BE IT FURTHER RESOLVED, that the funds be encumbered to cover the cost of the projects contained herein.

See attached document (Contract No. 8292) for itemization of bids.

SOR

PROJECT

CONTRACTOR

AMOUNT OF BID

CONTRACT NO. 8292
HAMMERSLEY AVENUE ASSESSMENT DISTRICT - 2019

CAPITOL UNDERGROUND, INC.

\$1,614,498.14

Acct. No. 11753-402-170:54410 (91350)	\$391,626.60
Contingency 8%±	<u>31,333.40</u>
Sub-Total	\$422,960.00

Acct. No. 11753-402-174:54445 (91345)	\$56,473.00
Contingency 8%±	<u>4,517.00</u>
Sub-Total	\$60,990.00

Acct. No. 11753-84-174: 54445 (91345)	\$498,805.20
Contingency 8%±	<u>39,904.80</u>
Sub-Total	\$538,710.00

Acct. No. 11753-83-173: 54445 (91345)	\$194,926.69
Contingency 8%±	<u>15,593.31</u>
Sub-Total	\$210,520.00

Acct. No. 11753-86-179: 54445 (91360)	\$472,666.65
Contingency 8%±	<u>37,813.35</u>
Sub-Total	\$510,480.00

GRAND TOTAL	<u>\$1,743,660.00</u>
-------------	-----------------------

Jurisdiction: Wisconsin

Demographics

Company Name: Western Surety Company
 SBS Company Number: 54219777
 Domicile Type: Foreign
 NAIC Group Number: 218 - CNA INS GRP
 Merger Flag: No

NAIC CoCode: 13188
 State of Domicile: South Dakota
 Organization Type: Stock

Short Name:
 FEIN: 46-0204900
 Country of Domicile: United States
 Date of Incorporation: 07/10/1900

Address

Business Address
 151 N FRANKLIN ST
 CHICAGO, IL 60606
 United States

Mailing Address
 151 N FRANKLIN ST
 CHICAGO, IL 60606
 United States

Statutory Home Office Address
 101 S REID ST
 SIOUX FALLS, SD 57103
 United States

Main Administrative Office Address
 151 N FRANKLIN ST
 CHICAGO, IL 60606
 United States

Phone, E-mail, Website

Phone Type	Number
Fax Phone	(312) 260-4376
Business Primary Phone	(312) 822-5000

Email
 No results found.

Website
 No results found.

Company Type

Company Type: Property and Casualty
 Status: Active
 Effective Date: 05/29/1942
 Issue Date: 05/29/1942
 Articles of Incorporation Received: No

Status Reason:
 Legacy State ID: 111843
 Approval Date:
 Article No:

Status Date: 05/29/1942
 File Date:
 COA Number:

Appointments

Show 10 entries

Showing 1 to 1 of 2477 entries

Search: sq

Licensee Name	License Number	NPN	License Type	Line of Authority	Appointment Date	Effective Date	Expiration Date
ROSS SQUIRES	8729812	8729812	Intermediary (Agent) Individual	Casualty	07/29/2014	03/16/2018	03/15/2019

Navigation: First | Previous | 1 | Next | Last

Line Of Business

Line of Business	Citation Type	Effective Date
Fidelity Insurance	Fidelity Insurance	05/29/1942
Surety Insurance	Surety Insurance	05/29/1942
Liability and Incidental Medical Expense Insurance (other than automobile)	Liability and Incidental Medical Expense Insurance (other than automobile)	05/29/1942

Contact

Contact Type	Preferred Name	Name	E-mail	Phone	Address
Registered Agent for Service of Process					Other CT CORPORATION SYSTEM 301 S BEDFORD ST STE 1 MADISON, WI United States County 53703

Company Merger

No results found.

Name Change History

Previous Name	New Name	Effective Date
	Western Surety Company	

\$1,614,498.14
CONTRACTOR'S OFFICE COPY

BID OF _____ **CAPITOL UNDERGROUND, INC.** _____

2018

PROPOSAL, CONTRACT, BOND AND SPECIFICATIONS

FOR

HAMMERSLEY AVENUE ASSESSMENT DISTRICT - 2019

CONTRACT NO. 8292

PROJECT NO.

MUNIS NO. 11753

IN

MADISON, DANE COUNTY, WISCONSIN

**AWARDED BY THE COMMON COUNCIL
MADISON, WISCONSIN ON FEBRUARY 5, 2019**

**CITY ENGINEERING DIVISION
1600 EMIL STREET
MADISON, WISCONSIN 53713**

<https://bidexpress.com/login>

HAMMERSLEY AVENUE ASSESSMENT DISTRICT - 2019
CONTRACT NO. 8292

INDEX

SECTION A: ADVERTISEMENT FOR BIDS AND INSTRUCTIONS TO BIDDERSA-1
SECTION B: PROPOSAL SECTIONB-1
SECTION C: SMALL BUSINESS ENTERPRISE C-1
SECTION D: SPECIAL PROVISIONS D-1
SECTION E: BIDDER'S ACKNOWLEDGEMENTE-1
SECTION F: BEST VALUE CONTRACTINGF-1
SECTION G: BID BOND G-1
SECTION H: AGREEMENT H-1
SECTION I: PAYMENT AND PERFORMANCE BONDI-1

This Proposal, and Agreement have
been prepared by:

**CITY ENGINEERING DIVISION
CITY OF MADISON
MADISON, DANE COUNTY, WISCONSIN**



Robert F. Phillips, P.E., City Engineer

RFP: az

SECTION A: ADVERTISEMENT FOR BIDS AND INSTRUCTIONS TO BIDDERS

REQUEST FOR BID FOR PUBLIC WORKS CONSTRUCTION CITY OF MADISON, WISCONSIN

A BEST VALUE CONTRACTING MUNICIPALITY

PROJECT NAME:	HAMMERSLEY AVENUE ASSESSMENT DISTRICT - 2019
CONTRACT NO.:	8292
SBE GOAL	8%
BID BOND	5%
SBE PRE BID MEETING (1:00 P.M.)	01/04/19
PREQUALIFICATION APPLICATION DUE (2:00 P.M.)	01/03/19
BID SUBMISSION (2:00 P.M.)	01/10/19
BID OPEN (2:30 P.M.)	01/10/19
PUBLISHED IN WSJ	12/13/18, 12/20/18 & 12/27/18

SBE PRE BID MEETING: Representatives of the Affirmative Action Department will be present to discuss the Small Business Enterprise requirements at 1600 Emil Street, Madison Wisconsin.

PREQUALIFICATION APPLICATION: Forms are available on our website, www.cityofmadison.com/business/pw/forms.cfm. If not currently prequalified in the categories listed in Section A, an amendment to your Prequalification will need to be submitted prior to the same due date. Postmark is not applicable.

BIDS TO BE SUBMITTED by hand to 1600 EMIL ST., MADISON, WI 53713 or online at www.bidexpress.com.

THE BID OPENING is at 1600 EMIL ST., MADISON, WI 53713.

STANDARD SPECIFICATIONS

The City of Madison's Standard Specifications for Public Works Construction - 2018 Edition, as supplemented and amended from time to time, forms a part of these contract documents as if attached hereto.

These standard specifications are available on the City of Madison Public Works website, www.cityofmadison.com/Business/PW/specs.cfm.

The Contractor shall review these Specifications prior to preparation of proposals for the work to be done under this contract, with specific attention to Article 102, "BIDDING REQUIREMENTS AND CONDITIONS" and Article 103, "AWARD AND EXECUTION OF THE CONTRACT." For the convenience of the bidder, below are highlights of three subsections of the specifications.

SECTION 102.1: PRE-QUALIFICATION OF BIDDERS

In accordance with Wisconsin State Statutes 66.0901 (2) and (3), all bidders must submit to the Board of Public Works proof of responsibility on forms furnished by the City. The City requires that all bidders be qualified on a biennial basis.

Bidders must present satisfactory evidence that they have been regularly engaged in the type of work specified herein and they are fully prepared with necessary capital, materials, machinery and supervisory personnel to conduct the work to be contracted for to the satisfaction of the City. All bidders must be pre-qualified by the Board of Public Works for the type of construction on which they are bidding prior to the opening of the bid.

In accordance with Section 39.02(9)(a)l. of the General Ordinances, all bidders shall submit in writing to the Affirmative Action Division Manager of the City of Madison, a Certificate of Compliance or an Affirmative Action Plan at the same time or prior to the submission of the proof of responsibility forms.

The bidder shall be disqualified if the bidder fails to or refuses to, prior to opening of the bid, submit a Certificate of compliance, Affirmative Action Plan or Affirmative Action Data Update, as applicable, as defined by Section 39.02 of the General Ordinances (entitled Affirmative Action) and as required by Section 102.11 of the Standard Specifications.

SECTION 102.4 PROPOSAL

No bid will be accepted that does not contain an adequate or reasonable price for each and every item named in the Schedule of Unit Prices.

A lump sum bid for the work in accordance with the plans and specifications is required. The lump sum bid must be the same as the total amounts bid for the various items and it shall be inserted in the space provided.

All papers bound with or attached to the proposal form are considered a part thereof and must not be detached or altered when the proposal is submitted. The plans, specifications and other documents designated in the proposal form will be considered a part of the proposal whether attached or not.

A proposal submitted by an individual shall be signed by the bidder or by a duly authorized agent. A proposal submitted by a partnership shall be signed by a member/partner or by a duly authorized agent thereof. A proposal submitted by a corporation shall be signed by an authorized officer or duly authorized registered agent of such corporation, and the proposal shall show the name of the State under the laws of which such corporation was chartered. The required signatures shall in all cases appear in the space provided thereof on the proposal.

Each proposal shall be placed, together with the proposal guaranty, in a sealed envelope, so marked as to indicate name of project, the contract number or option to which it applies, and the name and address of the Contractor or submitted electronically through Bid Express (www.bidexpress.com). Proposals will be accepted at the location, the time and the date designated in the advertisement. Proposals received after the time and date designated will be returned to the bidder unopened.

SECTION 102.5: BID DEPOSIT (PROPOSAL GUARANTY)

All bids, sealed or electronic, must be accompanied with a Bid Bond equal to at least 5% of the bid or a Certificate of Annual/Biennial Bid Bond or certified check, payable to the City Treasurer. Bid deposit of the successful bidders shall be returned within forty-eight (48) hours following execution of the contract and bond as required.

MINOR DISCREPENCIES

Bidder is responsible for submitting all forms necessary for the City to determine compliance with State and City bidding requirements. Notwithstanding any language to the contrary contained herein, the City may exercise its discretion to allow bidders to correct or supplement submissions after bid opening, if the minor discrepancy, bid irregularity or omission is insignificant and not one related to price, quality, quantity, time of completion or performance of the contract.

Bidders for this Contract(s) must be Pre-Qualified for at least one of the following type(s) of construction denoted by an

Building Demolition

- 101 Asbestos Removal
- 120 House Mover

- 110 Building Demolition

Street, Utility and Site Construction

- 201 Asphalt Paving
- 205 Blasting
- 210 Boring/Pipe Jacking
- 215 Concrete Paving
- 220 Con. Sidewalk/Curb & Gutter/Misc. Flat Work
- 221 Concrete Bases and Other Concrete Work
- 222 Concrete Removal
- 225 Dredging
- 230 Fencing
- 235 Fiber Optic Cable/Conduit Installation
- 240 Grading and Earthwork
- 241 Horizontal Saw Cutting of Sidewalk
- 242 Infrared Seamless Patching
- 245 Landscaping, Maintenance
- 246 Ecological Restoration
- 250 Landscaping, Site and Street
- 251 Parking Ramp Maintenance
- 252 Pavement Marking
- 255 Pavement Sealcoating and Crack Sealing
- 260 Petroleum Above/Below Ground Storage Tank Removal/Installation
- 262 Playground Installer

- 265 Retaining Walls, Precast Modular Units
- 270 Retaining Walls, Reinforced Concrete
- 275 Sanitary, Storm Sewer and Water Main Construction
- 276 Sawcutting
- 280 Sewer Lateral Drain Cleaning/Internal TV Insp.
- 285 Sewer Lining
- 290 Sewer Pipe Bursting
- 295 Soil Borings
- 300 Soil Nailing
- 305 Storm & Sanitary Sewer Laterals & Water Svc.
- 310 Street Construction
- 315 Street Lighting
- 318 Tennis Court Resurfacing
- 320 Traffic Signals
- 325 Traffic Signing & Marking
- 332 Tree pruning/removal
- 333 Tree, pesticide treatment of
- 335 Trucking
- 340 Utility Transmission Lines including Natural Gas, Electrical & Communications
- 399 Other _____

Bridge Construction

- 501 Bridge Construction and/or Repair

Building Construction

- 401 Floor Covering (including carpet, ceramic tile installation, rubber, VCT)
- 402 Building Automation Systems
- 403 Concrete
- 404 Doors and Windows
- 405 Electrical - Power, Lighting & Communications
- 410 Elevator - Lifts
- 412 Fire Suppression
- 413 Furnishings - Furniture and Window Treatments
- 415 General Building Construction, Equal or Less than \$250,000
- 420 General Building Construction, \$250,000 to \$1,500,000
- 425 General Building Construction, Over \$1,500,000
- 428 Glass and/or Glazing
- 429 Hazardous Material Removal
- 430 Heating, Ventilating and Air Conditioning (HVAC)
- 433 Insulation - Thermal
- 435 Masonry/Tuck pointing

- 437 Metals
- 440 Painting and Wallcovering
- 445 Plumbing
- 450 Pump Repair
- 455 Pump Systems
- 460 Roofing and Moisture Protection
- 464 Tower Crane Operator
- 461 Solar Photovoltaic/Hot Water Systems
- 465 Soil/Groundwater Remediation
- 466 Warning Sirens
- 470 Water Supply Elevated Tanks
- 475 Water Supply Wells
- 480 Wood, Plastics & Composites - Structural & Architectural
- 499 Other _____

State of Wisconsin Certifications

- 1 Class 5 Blaster - Blasting Operations and Activities 2500 feet and closer to inhabited buildings for quarries, open pits and road cuts.
- 2 Class 6 Blaster - Blasting Operations and Activities 2500 feet and closer to inhabited buildings for trenches, site excavations, basements, underwater demolition, underground excavations, or structures 15 feet or less in height.
- 3 Class 7 Blaster - Blasting Operations and Activities for structures greater than 15' in height, bridges, towers, and any of the objects or purposes listed as "Class 5 Blaster or Class 6 Blaster".
- 4 Petroleum Above/Below Ground Storage Tank Removal and Installation (Attach copies of State Certifications.)
- 5 Hazardous Material Removal (Contractor to be certified for asbestos and lead abatement per the Wisconsin Department of Health Services, Asbestos and Lead Section (A&LS).) See the following link for application: www.dhs.wisconsin.gov/Asbestos/Cert. State of Wisconsin Performance of Asbestos Abatement Certificate must be attached.
- 6 Certification number as a Certified Arborist or Certified Tree Worker as administered by the International Society of Arboriculture
- 7 Pesticide application (Certification for Commercial Applicator For Hire with the certification in the category of turf and landscape (3.0) and possess a current license issued by the DATCP)
- 8 State of Wisconsin Master Plumbers License.

SECTION B: PROPOSAL

Please refer to the
Bid Express Website
at <https://bidexpress.com>
look up contract number
and go to
Section B: Proposal Page

You can access all City of Madison bid solicitations for FREE at www.bidexpress.com

Click on the "Register for Free" button and follow the instructions to register your company and yourself. You will be asked for a payment subscription preference, since you may wish to bid online someday. Simply choose the method to pay on a 'per bid' basis. This requires no payment until / unless you actually bid online. You can also choose the monthly subscription plan at this time. You will, however, be asked to provide payment information. Remember, you can change your preference at anytime. You will then be able to complete your free registration and have full access to the site. Your free access does not require completion of the 'Digital ID' process, so you will have instant access for viewing and downloading. To be prepared in case you ever do wish to bid online, you may wish to establish your digital ID also, since you cannot bid without a Digital ID.

If you have any problems with the free registration process, you can call the bidexpress help team, toll free at 1-888-352-2439 (option 1, option1).

SECTION C: SMALL BUSINESS ENTERPRISE

Instructions to Bidders City of Madison SBE Program Information

2 Small Business Enterprise (SBE) Program Information

2.1 Policy and Goal

The City of Madison reaffirms its policy of nondiscrimination in the conduct of City business by maintaining a procurement process which remains open to all who have the potential and ability to sell goods and services to the City. It is the policy of the City of Madison to allow Small Business Enterprises (SBE) maximum feasible opportunity to participate in City of Madison contracting. The bidder acknowledges that its bid has been submitted in accordance with the SBE program and is for the public's protection and welfare.

Please refer to the "ADVERTISEMENT FOR BIDS" for the goal for the utilization of SBEs on this project. SBEs may participate as subcontractors, vendors and/or suppliers, which provide a commercially useful function. The dollar value for SBE suppliers or 'materials only' vendors shall be discounted to 60% for purposes of meeting SBE goals.

A bidder which achieves or exceeds the SBE goal will be in compliance with the SBE requirements of this project. In the event that the bidder is unable to achieve the SBE goal, the bidder must demonstrate that a good faith effort to do so was made. Failure to either achieve the goal or demonstrate a good faith effort to do so will be grounds for the bidder being deemed a non-responsible contractor ineligible for award of this contract.

A bidder may count towards its attainment of the SBE goal only those expenditures to SBEs that perform a commercially useful function. For purposes of evaluating a bidder's responsiveness to the attainment of the SBE goal, the contract participation by an SBE is based on the percentage of the total base bid proposed by the Contractor. The total base bid price is inclusive of all addenda.

Work performed by an SBE firm in a particular transaction can be counted toward the goal only if it involves a commercially useful function. That is, in light of industry practices and other relevant considerations, does the SBE firm have a necessary and useful role in the transaction, of a kind for which there is a market outside the context of the SBE Program, or is the firm's role a superfluous step added in an attempt to obtain credit towards goals? If, in the judgment of the Affirmative Action Division, the SBE firm will not perform a commercially useful function in the transaction, no credit towards goals will be awarded.

The question of whether a firm is performing a commercially useful function is completely separate from the question of whether the firm is an eligible SBE. A firm is eligible if it meets the definitional criteria and ownership and control requirements, as set forth in the City of Madison's SBE Program.

If the City of Madison determines that the SBE firm is performing a commercially useful function, then the City of Madison must then decide what that function is. If the commercially useful function is that of an SBE vendor / supplier that regularly transacts business with the respective product, then the City of Madison will count 60% of the value of the product supplied toward SBE goals.

To be counted, the SBE vendor / supplier must be engaged in selling the product in question to the public. This is important in distinguishing an SBE vendor / supplier, which has a regular trade with a variety of customers, from a firm which performs supplier-like functions on an ad hoc basis or for only one or two contractors with whom it has a special relationship.

A supplier of bulk goods may qualify as an eligible SBE vendor / supplier if it either maintains an inventory or owns or operates distribution equipment. With respect to the distribution equipment; e.g., a fleet of trucks, the term "operates" is intended to cover a situation in which the supplier leases the equipment on a regular basis for its entire business. It is not intended to cover a situation in which the firm simply provides drivers for trucks owned or leased by another party; e.g., a prime contractor, or leases such a party's trucks on an ad hoc basis for a specific job.

If the commercially useful function being performed is not that of a qualified SBE vendor / supplier, but rather that of delivery of products, obtaining bonding or insurance, procurement of personnel, acting as a broker or manufacturer's representative in the procurement of supplies, facilities, or materials, etc., only the fees or commissions will apply towards the goal.

For example, a business that simply transfers title of a product from manufacturer to ultimate purchaser; e. g., a sales representative who re-invoices a steel product from the steel company to the Contractor, or a firm that puts a product into a container for delivery would not be considered a qualified SBE vendor / supplier. The Contractor would not receive credit based on a percentage of the cost of the product for working with such firms.

Concerning the use of services that help the Contractor obtain needed supplies, personnel, materials or equipment to perform a contract: only the fee received by the service provider will be counted toward the goal. For example, use of a SBE sales representative or distributor for a steel company, if performing a commercially useful function at all, would entitle the Contractor receiving the steel to count only the fee paid to the representative or distributor toward the goal. This provision would also govern fees for professional and other services obtained expressly and solely to perform work relating to a specific contract.

Concerning transportation or delivery services: if an SBE trucking company picks up a product from a manufacturer or a qualified vendor / supplier and delivers the product to the Contractor, the commercially useful function it is performing is not that of a supplier, but simply that of a transporter of goods. Unless the trucking company is itself the manufacturer or a qualified vendor / supplier in the product, credit cannot be given based on a percentage of the cost of the product. Rather, credit would be allowed for the cost of the transportation service.

The City is aware that the rule's language does not explicitly mention every kind of business that may contribute work on this project. In administering these programs, the City would, on a case-by-case basis, determine the appropriate counting formula to apply in a particular situation.

2.2 Contract Compliance

Questions concerning the SBE Program shall be directed to the Contract Compliance Officer of the City of Madison Department of Civil Rights, Affirmative Action Division, 210 Martin Luther King, Jr. Blvd., Room 523, Madison, WI 53703; telephone (608) 266-4910.

2.3 Certification of SBE by City of Madison

The Affirmative Action Division maintains a directory of SBEs which are currently certified as such by the City of Madison. Contact the Contract Compliance Officer as indicated in Section 2.2 to receive a copy of the SBE Directory or you may access the SBE Directory online at www.cityofmadison.com/dcr/aaTBDir.cfm.

All contractors, subcontractors, vendors and suppliers seeking SBE status must complete and submit the **Targeted Business Certification Application** to the City of Madison Affirmative Action Division by the time and date established for receipt of bids. A copy of the Targeted Business Certification Application is available by contacting the Contract Compliance Officer at the address and telephone indicated in Section 2.2 or you may access the Targeted Business Certification Application online at www.cityofmadison.com/dcr/aaTBDir.cfm. Submittal of the Targeted Business Certification Application by the time specified does not guarantee that the applicant will be certified as a SBE eligible to be utilized towards meeting the SBE goal for this project.

2.4 Small Business Enterprise Compliance Report

2.4.1 Good Faith Efforts

Bidders shall take all necessary affirmative steps to assure that SBEs are utilized when possible and that the established SBE goal for this project is achieved. A contractor who self performs a portion of the work, and is pre-qualified to perform that category of work, may subcontract that portion of the work, but shall not be required to do so. When a bidder is unable to achieve the established SBE goal, the bidder must demonstrate that a good faith effort to do so was made. Such a good faith effort should include the following:

- 2.4.1.1 Attendance at the pre-bid meeting.
- 2.4.1.2 Using the City of Madison's directory of certified SBEs to identify SBEs from which to solicit bids.
- 2.4.1.3 Assuring that SBEs are solicited whenever they are potential sources.
- 2.4.1.4 Referring prospective SBEs to the City of Madison Affirmative Action Division for certification.
- 2.4.1.5 Dividing total project requirements into smaller tasks and/or quantities, where economically feasible, to permit maximum feasible SBE participation.
- 2.4.1.6 Establishing delivery schedules, where requirements permit, which will encourage participation by SBEs.
- 2.4.1.7 Providing SBEs with specific information regarding the work to be performed.
- 2.4.1.8 Contacting SBEs in advance of the deadline to allow such businesses sufficient time to prepare a bid.
- 2.4.1.9 Utilizing the bid of a qualified and competent SBE when the bid of such a business is deemed reasonable (i.e. 5% above the lowest bidder), although not necessarily low.
- 2.4.1.10 Contacting SBEs which submit a bid, to inquire about the details of the bid and confirm that the scope of the work was interpreted as intended.
- 2.4.1.11 Completion of Cover Page (page C-6), Summary Sheet (page C-7) and SBE Contact Reports (pages C-8 and C9) if applicable.

2.4.2 Reporting SBE Utilization and Good Faith Efforts

The Small Business Enterprise Compliance Report is to be submitted by the bidder with the bid: This report is due by the specified bid closing time and date. Bids submitted without a completed SBE Compliance Report as outlined below may be deemed non-responsible and the bidder ineligible for award of this contract. Notwithstanding any language to the contrary contained herein, the City may exercise its discretion to allow bidders to correct or supplement submissions after bid opening, if the minor discrepancy, bid irregularity or omission is insignificant and not one related to price, quality, quantity, time of completion, performance of the contract, or percentage of SBE utilization.

2.4.2.1 If the Bidder meets or exceeds the goal established for SBE utilization, the Small Business Enterprise Compliance Report shall consist of the following:

2.4.2.1.1 **Cover Page**, Page C-6; and

2.4.2.1.2 **Summary Sheet**, C-7.

2.4.2.2 If the bidder does not meet the goal established for SBE utilization, the Small Business Enterprise Compliance Report shall consist of the following:

2.4.2.2.1 **Cover Page**, Page C-6;

2.4.2.2.2 **Summary Sheet**, C-7; and

2.4.2.2.3 **SBE Contact Report**, C-8 and C-9. (A separate Contact Report must be completed for each applicable SBE which is not utilized.)

2.5 Appeal Procedure

A bidder which does not achieve the established goal and is found non-responsible for failure to demonstrate a good faith effort to achieve such goal and subsequently denied eligibility for award of contract may appeal that decision to the Small Business Enterprises Appeals Committee. All appeals shall be made in writing, and shall be delivered to and received by the City Engineer no later than 4:30 PM on the third business day following the bidder's receipt of the written notification of ineligibility by the Affirmative Action Division Manager. Postmark not acceptable. The notice of appeal shall state the basis for the appeal of the decision of the Affirmative Action Division Manager. The Appeal shall take place in accordance with Madison General Ordinance 33.54.

2.6 SBE Requirements After Award of the Contract

The successful bidder shall identify SBE subcontractors, suppliers and vendors on the subcontractor list in accordance with the specifications. The Contractor shall submit a detailed explanation of any variances between the listing of SBE subcontractors, vendors and/or suppliers on the subcontractor list and the Contractor's SBE Compliance Report for SBE participation.

No change in SBE subcontractors, vendors and/or suppliers from those SBEs indicated in the SBE Compliance Report will be allowed without prior approval from the Engineer and the Affirmative Action Division. The contractor shall submit in writing to the City of Madison Affirmative Action Division a request to change any SBE citing specific reasons which necessitate such a change. The Affirmative Action Division will use a general test of reasonableness in approving or rejecting the contractor's request for change. If the request is approved, the Contractor will make every effort to utilize another SBE if available.

The City will monitor the project to ensure that the actual percentage commitment to SBE firms is carried out.

2.7 SBE Definition and Eligibility Guidelines

A Small Business Enterprise is a business concern awarded certification by the City of Madison. For the purposes of this program a Small Business Enterprise is defined as:

- A. An independent business operated under a single management. The business may not be a subsidiary of any other business and the stock or ownership may not be held by any individual or any business operating in the same or a similar field. In determining whether an entity qualifies as a SBE, the City shall consider all factors relevant to being an independent business including, but not limited to, the date the business was established, adequacy of its resources for the work in which it proposes to involve itself, the degree to which financial, equipment leasing and other relationships exist with other ineligible firms in the same or similar lines of work. SBE owner(s) shall enjoy the customary incidents of ownership and shall share in the risks and profits commensurate with their enjoyment interests, as demonstrated by an examination of the substance rather than form or arrangements that may be reflected in its ownership documents.
- B. A business that has averaged no more than \$4.0 million in annual gross receipts over the prior three year period and the principal owner(s) do not have a personal net worth in excess of \$1.32 million.

Firm and/or individuals that submit fraudulent documents/testimony may be barred from doing business with the City and/or forfeit existing contracts.

SBE certification is valid for one (1) year unless revoked.

SECTION D: SPECIAL PROVISIONS

HAMMERSLEY AVENUE ASSESSMENT DISTRICT - 2019 CONTRACT NO. 8292

It is the intent of these Special Provisions to set forth the final contractual intent as to the matter involved and shall prevail over the Standard Specifications and plans whenever in conflict therewith. In order that comparisons between the Special Provisions can be readily made, the numbering system for the Special Provisions is equivalent to that of the Specifications.

Whenever in these Specifications the term "Standard Specifications" appears, it shall be taken to refer to the City of Madison Standard Specifications for Public Works Construction and Supplements thereto.

SECTION 102.11: BEST VALUE CONTRACTING

This Contract shall be considered a Best Value Contract if the Contractor's bid is equal to or greater than \$61,000 for a single trade contract; or equal to or greater than \$297,500 for a multi-trade contract pursuant to MGO 33.07(7).

SECTION 102.12: EQUAL BENEFITS REQUIREMENT (SEC. 39.07, MGO)

Equal Benefits are not required. Delete this entire provision.

ARTICLE 104 SCOPE OF WORK

The work under this contract shall include, but is not limited to, replacement/relocation of sanitary sewer and water main, new storm sewer main, base preparation, curb and gutter, driveway aprons, and asphalt pavement.

The project limits for the work on Hammersley Avenue are between Westmorland Boulevard and Larkin Street. The project is approximately 1,000 ft. in length.

The Contractor shall view the site prior to bidding to become familiar with the existing conditions. It will be the responsibility of the Contractor to work with the utilities located in the right of way to resolve conflicts during the construction process.

SECTION 105.12 COOPERATION BY THE CONTRACTOR

The Contractor shall use care around existing trees, plantings, fences, walls, steps and driveways that are indicated on the plans to remain. Damage to these items during construction shall be repaired or replaced at the Contractor's expense. No trees, other than those shown on the plan to be removed, shall be cut without the approval of the Engineer and the City Forester; the abutting property owners shall be notified in accordance with the City's Administrative Procedure Memorandum No. 6-2.

The Contractor shall maintain access to all properties along the project area at all times. This includes local residents, mail delivery, garbage/recycling pickup and emergency vehicles. Notice shall be given to the residents on Hammersley Avenue, Standish Court and Alden Drive 48 hours before any work is done that would obstruct their driveways.

All private storm sewer discharges shall be maintained for all properties in the project area.

Work in this contract will include the installation of storm pipe through private property, via a storm sewer easement, at 4009 Hammersley Ave. The City has a permanent and a temporary construction

easement for the contractor to use when installing the proposed storm pipe. An existing shed is currently located within the easement limits. The shed is to be remove/relocated by the property owner prior to construction. If shed is not moved, contractor shall demolish and remove shed as part of the pipe installation. The shed rests on a concrete slab base that will be the responsibility of the Contractor to remove as part of the storm pipe installation. The temporary easement runs along the property line between 4009 & 4015 Hammersley Ave. Along that property line is a fence that must be protected throughout the installation of the storm pipe. If for any reason the fence must be temporarily remove, the Contractor shall contact the property owner 24-hours in advance. Temporarily removing and replacing fence shall be the responsibility of the Contractor and at the Contractors cost. The Contractor shall set up a field meeting with the City Inspector and Engineer to prior to the installation of the first terrace inlet to make sure it gets built correctly.

Coordination with Utilities

Work in this contract may require utility relocations to install the new sanitary sewer main, water main and storm sewer main. It will be the responsibility of the Contractor to work with the utilities located in the right of way to resolve conflicts during the construction process and provide working area for installation of new facilities.

AT&T, Charter Communications, City of Madison, Madison Gas and Electric, Supranet Communications, Inc. and TDE Telecom have underground and/or overhead facilities within the project limits.

If potential gas main conflicts require relocation, MG&E will install a window in that location. Contact Shaun Endres with MG&E (office (608) 252-7224, cell (608) 213-6708 or senders@mge.com) a minimum of 3 days' notice in order to perform a diggers hotline one call for the area. The window relocation should take 2-3 hours. The gas main that may need relocation due to conflict can be raised or lowered by MG&E's West Road King with little notice. West Road King can be contacted at 608-235-0237.

Work under this project will require close coordination with AT&T. The Contractor shall coordinate with AT&T on any cable line relocations in order to complete sanitary sewer, water main, storm sewer trenching work and excavation cut.

At the northeast corner of Mineral Point Road and Westmoreland Boulevard, AT&T has an 8-Muli Tile Duct placed in 1964. The approximate size is 16" x 12" or 12" x 16" depending on if the conduit is 4 pipes x 2 high or 2 pipes x 4 high. A new storm sewer main (P-103) at STA 306+25.00, 35' LT will be installed below the duct package. If the conduit is too close to the storm sewer pipe, please contact AT&T.

Contact Carol Anason with AT&T (office (608) 252-2385, cell (608) 622-2079 or ca2624@att.com) a minimum 1 day to begin the process of relocating the AT&T cables noted above. The contractor shall contact the AT&T repair number at (888) 611-2344 if the any AT&T cable is damaged during construction.

SECTION 107.6 DUST PROOFING

The Contractor shall take all necessary steps to control dust arising from operations connected with this contract. When ordered by the Engineer, the Contractor shall dust proof the construction area by using power sweepers and water. Dust proofing shall be incidental with operations connected with this contract.

SECTION 107.7 MAINTENANCE OF TRAFFIC

All signing and barricading shall conform to Part VI of the Federal Highways Administrations "Manual on Uniform Traffic Control Devices" (MUTCD), the State of Wisconsin Standard Facilities Development Manual (including Chapter 16 – Standard Detail Drawings) and the City of Madison Standards for sidewalk and bikeway closures.

A traffic control plan is provided in the plan set. The traffic control plan is a schematic representation of the traffic control. It shall not be considered to scale. The contractor shall not use the traffic control plan to represent quantity of drums. Drums shall be spaced per M.U.T.C.D. The contractor shall maintain all lanes shown on the traffic control plan. Accomplish the construction sequence, including the associated traffic control as detailed in the traffic control section of the plans, and as described in this traffic article. Unless detailed in the plans, do not begin or continue any work that closes traffic lanes outside the allowed time periods specified in this article. Submit all traffic control change requests to the construction engineer at least 7 working days prior to an actual traffic control change. A request does not constitute approval.

Traffic Control Phase 1

One lane of traffic with a minimum width of eleven (11) feet of asphalt shall be maintained in each direction on Mineral Point Rd at all times. Work shall happen on the north side of Mineral Point Rd with 1 lane of traffic in each direction utilizing the inbound lanes. This work shall not exceed more than 30 calendar days and shall be considered to be phase 1 of the provided traffic control plan. Holly Avenue shall remain open to allow for right in/right out and left in/left out for the duration of phase 1. East Sunset Court shall remain closed for the duration of phase 1. Westmorland Boulevard (north of Mineral Point Road) shall remain open as a right in and right out when the contractor is not working directly in the intersection for the duration of phase 1. Westmorland Boulevard (south of Mineral Point Road) shall remain open to allow for right in/right out and left in/left out for the duration of phase 1. Water main, storm sewer, base course, curb and gutter and asphalt work is anticipated.

Traffic Control Phase 2

One lane of traffic with a minimum width of eleven (11) feet of asphalt shall be maintained in each direction on Mineral Point Rd at all times. Work shall happen on the south side of Mineral Point Rd with 1 lane of traffic in each direction utilizing the outbound lanes. Phase 2 shall occur after phase 1 is completed and shall not exceed more than 5 days and shall be considered to be phase 2 of the provided traffic control plan. Holly Avenue shall remain closed for the duration of phase 2. East Sunset Court and Westmorland Boulevard (north of Mineral Point Road) shall remain open to allow for right in/right out and left in/left out for the duration of phase 2. Westmorland Boulevard (south of Mineral Point Road) shall remain open as a right in/right out when the contractor is not working directly in the intersection for the duration of phase 2. Water main and asphalt work is anticipated.

Hammersley Ave may be closed at the project limits to through traffic for the duration of the project.

Tubular markers used to separate traffic in opposite directions shall be per WISDOT S.D.D. 15C-11 in all phases. Tubular markers used to shift traffic and placed between traffic operating in the same direction shall be white in color with yellow reflective tape. Double yellow reflective pavement marking tape shall be used whenever tubular markers are being used to separate travel lanes. Yellow four (4) inch reflective pavement marking tape shall be used whenever tubular markers are used to separate a travel lane from a work zone.

Traffic Control shall be measured as a lump sum. Payment for the Traffic Control is full compensation for constructing, assembling, hauling, erecting, re-erecting, maintaining, restoring, and removing non permanent traffic signs, drums, barricades, and similar control devices, including arrow boards, for

providing, placing, and maintaining work zone. Maintaining shall include replacing damaged or stolen traffic control devices. Temporary pavement markings, tubular posts and bases and electronic message boards shall be paid for as separate bid items. Traffic control to install temporary or permanent pavement markings shall be included in the Traffic Control Lump Sum Bid Item.

Contractor shall supply all necessary mounting hardware and supports for signing. This shall also include covering and uncovering any conflicting overhead signs during the project. Contractor shall display all signing so as to be easily viewed by all users. Contractor shall mount traffic control on posts or existing poles or drive posts whenever possible. Existing poles may be used with approval of Construction Engineer. Contractor shall inspect traffic control daily to ensure all traffic control remains in place during the project.

The traffic control plan may need to be altered as conditions change in the field or as unexpected conditions occur. This shall include relocating existing traffic control or providing additional traffic control. This should be considered incidental to providing traffic control for the project.

Type A warning lights shall be installed on all barricades used in the project per State of Wisconsin S.D.D. 15C2-4B. Contractor shall also place Type C warning lights on any barrels used to taper traffic or lane closures.

All temporary inlet or structure plating for traffic control phasing shall be considered incidental to the traffic control bid item.

Contractor shall place portable changeable message boards at least one week in advance of the start of work, notifying the public of the start of construction. Contractor shall locate the portable changeable message boards as directed by the Engineer.

Contractor shall notify the City of Madison Police Department, Fire Department, Madison Metro, and Traffic Engineering 48 hours in advance of all switchovers of traffic lanes and closures of streets. Notifications must be given by 4:00 P.M. on Thursday for any such work to be done on the following Monday. Notify Madison Metro one week prior to traffic switches, street closures, and reopening the road to through traffic for bus routing. Madison Metro contact is Tim Sobota (608) 261-4289.

Maintain sidewalk at all times on one side of the street at all times and both sides whenever possible. When sidewalk must be closed for construction purposes, contractor shall ensure that sidewalk on opposite side of the street is open. Sidewalk closures shall be signed at the crosswalks prior to the closure. Sidewalk access to all businesses shall remain open from at least one end of a block at all times. Sidewalks shall be fully open during non-working hours except where necessary to enable sidewalk to cure. In areas of sidewalk construction (northeast corner of East Sunset Ct and northwest corner of Westmorland Blvd), provide a temporary surface for pedestrian access at all times. The temporary surface shall meet Americans with Disabilities Act Accessibility Guidelines (ADAAG) requirements and shall consist of temporary asphaltic surface, any grade of concrete, skid resistant steel plating, or alternative material as approved by the Construction Engineer. Gravel or base course material is not acceptable. Maintaining Sidewalk is considered incidental to the contract.

Contractor is responsible for obtaining and installing temporary no parking signs to facilitate traffic control plan or as necessary to complete the work within the contract. The contractor shall contact John Villareal with the City of Madison Parking Utility (608-267-8756) at least 3 working days prior to needing the signs. Contractor shall post signs in accordance with the City of Madison Police Department Guidelines for temporary no parking restrictions for construction or special events. The guidelines can be found at the link listed below. This shall be considered incidental to the traffic control lump sum bid item.

http://www.cityofmadison.com/business/pw/documents/guidelines_temporarynoparkingrestrictions.pdf

The Contractor shall not remove traffic signs. For removal or replacement of traffic and parking signs, contact the City of Madison Traffic Engineering Field Operations, 1120 Sayle Street, 266-4767, 8:00 a.m. to 4:00 p.m., a minimum of 2 working days in advance of when any existing signs need to be removed. This service is provided free of charge. If the contractor removes the signs, the contractor will be billed for the reinstallation of, and any damage to, the signing equipment. The contractor shall notify The City of Madison Traffic Engineering Field Operations, 1120 Sayle Street, 266-4767 upon completion of final landscaping to have permanent signs reinstalled. The contractor shall expect a minimum of seven working days to have permanent signs reinstalled. The contractor shall leave in place all necessary traffic control until given notice by the construction engineer that permanent signing is in place and temporary traffic control may be removed.

Contact Alexandra Heinritz, City of Madison Traffic Engineering, at 267-1102 for questions on this spec.

SECTION 108.2 PERMITS

The City of Madison has obtained a City of Madison Erosion Control Permit and has submitted a DNR Notice of Intent (NOI) to obtain coverage under a Construction Site General Permit.

The Contractor shall meet the conditions of the permits by properly installing and maintaining the erosion control measures shown on the plans, specified in these Special Provisions, or as directed by the Construction Engineer or his designees. This work will be paid for under the appropriate contract bid items or, if appropriate items are not included in the contract, shall be paid for as Extra Work. A copy of the permit is available at the City of Madison, Engineering Division office.

This permit covers trench dewatering to a maximum of 70 gallons/minute from the project, provided appropriate control measures are in place. The City's obtaining this permit is not intended to be exhaustive of all permits that may be required to be obtained by the Contractor for construction of this project. It shall be the responsibility of the Contractor to identify and obtain any other permits needed for construction.

SECTION 109.2 PROSECUTION OF WORK

The Contractor shall complete all work on Hammersley Avenue and Mineral Point Road on or before **September 30, 2019**. The total time for completion of this contract is **ONE-HUNDRED TWENTY (120) CALENDAR DAYS**.

The Contractor shall complete all work on Mineral Point Road and reopen all lanes to traffic in **THIRTY-FIVE (35) CALENDAR DAYS**. The time to complete this work is included in the overall timeframe of the project.

Work shall begin only after the start work letter is received. The Contractor shall notify the City Engineer three (3) weeks in advance of the selected start date.

SECTION 109.9 LIQUIDATED DAMAGES

The fixed, agreed, and liquidated damages due the City from the Contractor for failure to complete all work on Mineral Point Road within the specified timeframe shall be \$1,000 per calendar day, per location.

The fixed, agreed, and liquidated damages due the City from the Contractor for failure to complete all work within the total contract duration or by the specified completion date shall be calculated per the standard specifications.

In the event that the Contractor fails to complete the work on Mineral Point Road within the specified timeframe and, at the same time, fails to complete the work on the overall contract in the specified timeframe or by the specified date, the fixed, agreed, and liquidated damages due the City from the Contractor shall be the summed amounts.

BID ITEM 20101 – EXCAVATION CUT

Removal of any existing small timber retaining walls or planters, landscaping borders and small shrubs shall be considered incidental to this bid item.

SECTION 210.1(d) STREET SWEEPING

When required, either by the erosion control plan or the Construction Engineer, the Contractor shall perform mechanical street sweeping on all streets or paved surfaces affected by construction equipment, hauling or related construction activities that result in mud tracking or siltation. Mechanical street sweeping shall be completed as directed by the Construction Engineer and shall remove all loose material to the satisfaction of the Construction Engineer. Depending on site conditions, construction activities, and hauling methods utilized by the Contractor mechanical street sweeping may be required multiple times throughout the day with an absolute minimum that all streets are clean at the end of the work day. Areas not accessible by mechanical street sweepers may require hand scraping with shovels.

ARTICLE 500 SEWER AND SEWER STRUCTURES GENERAL

The sewer designer for the project is Kyle Frank. He may be contacted at (608) 266-4098 or kfrank@cityofmadison.com.

SANITARY SEWER GENERAL

This project shall include installing approximately 1017 feet of new 8" PVC SDR-35/26 and 502 feet of new sanitary lateral SDR-35/26, in order to add 19 new sanitary laterals.

ASTM D3034 SDR-35 sewer main and lateral as called for on the plan set shall be payable under Sanitary Sewer Main (Bid Item 50301) and Sanitary Lateral (Bid Item 50353). No additional compensation will be granted for ASTM D3034 SDR-26 pipe material

All new sanitary sewer access structures shall include Neenah R-1550 castings with the new City of Madison casting detail (see S.D.D. 5.7.16) of the City of Madison Standard Specifications for Public Works Construction 2019 ed. All new sewer main connections may be factory cored and shall be included in the structure. All existing main connections shall be field cored to accommodate existing conditions and shall be compensated under BID ITEM 50791 SANITARY SEWER TAP. All sewer main and/or laterals not slated for replacement that are damaged during the installation of a structure shall be replaced by the Contractor and shall be considered incidental to the project. All benches and flowlines shall have a smooth trowel finish.

Contractors shall have a locator device on-site if they intend to start laying lateral pipe at the property line to minimize the amount of extra sidewalk removal. Each sanitary lateral shall have a maximum of 4 sidewalk squares removed and replaced. No additional compensation shall be awarded beyond this

amount for the replacement of a sewer lateral. If laterals called for reinstatement on the plans are to be plugged under the direction of the engineer on-site, contractors are required to use a sonde device to confirm that the laterals are not active.

All sanitary sewer laterals on this project were located by television inspection of the main and from City records.

It is advised that the Contractor visit the site prior to bidding to determine the type of trench protection that will be necessary for the sanitary sewer main installation.

STORM SEWER GENERAL

Storm sewer pipe work shall include installing approximately 1490 feet of new storm sewer of various sizes ranging from 12" to 54".

Reconnection of existing pipes at new or existing structures, or new pipes at new or existing structures, shall be considered to be part of the work required to construct the new structure or to construct the new sewer pipe and shall not be rewarded with additional compensation. However, if the structure being **removed is larger than the new structure, thus requiring additional pipe, the new pipe shall be paid under** the appropriate bid item and the connection of the old pipe to the new pipe shall be accomplished with a concrete collar.

Where a new structure is to be constructed at an existing pipe, it is expected that the contractor shall saw cut the existing pipe in the required location to accommodate the placement of the new structure. If the contractor for his or her convenience deems it more suitable to remove the existing pipe to a full joint, the additional pipe and concrete collar required to reconnect to the new structure shall be the contractor's responsibility and shall not be compensated.

Connection of new pipes to existing structures shall be accommodated with a Storm Sewer Tap – Bid Item 50792.

Precast structures are only allowed where field poured structures are not specifically called for, and no precast structures are allowed until ULO's are completed and approval of the design engineer has been received.

BID ITEM 20336 – PIPE PLUG

With regard to the City of Madison Standard Specifications for Public Works Construction 2019 Edition Article 203.2(c), any pipe found in a trench that is less than 10" in diameter while installing a sewer facility shall be considered incidental to the pipe being installed.

Any pipe plugs required to abandon or remove sewer access structure (pipes directly connected to the structure) shall be considered incidental to abandoning or removing the structure regardless of the size of the pipe being abandoned.

BID ITEM 50353 - SANITARY SEWER LATERAL (SDR 35/26)

Sanitary sewer laterals shown on the construction plans were located by City television inspection and records only.

Where the existing sanitary sewer laterals are being extended to connect to the new sanitary sewer main (being installed in a different location as the existing main), pipe plugs shall be required to plug the existing sanitary sewer main on both sides of the old lateral location. The pipe plugs shall be considered

incidental to the bid price for SANITARY SEWER LATERAL. All work associated with this bid item shall comply with Article 503 of the Standard Specifications.

Per the City of Madison Standard Specifications for sanitary sewer lateral construction on street reconstruction projects, Contractors are encouraged to begin installation of sanitary lateral pipe at the proposed sewer main. If Contractor starts excavation for the lateral at the property line, it shall be at the Contractor's risk. No Utility Line Openings (ULOs) will be granted for the inability to locate the sanitary lateral at the property line. Contractors are encouraged to have a locator device on-site if they intend to start laying lateral pipe at the property line to minimize the amount of extra sidewalk removal.

Proposed sanitary lateral locations near trees are subject to change based upon data obtained in the field and property owner involvement. Excavation near trees shall comply with Article 107.13 of the Standard Specifications.

As part of this project, laterals for all properties will require laterals to be stubbed out to the property line for future connection. Lateral locations at the property line shall be marked with a Sewer Electronic Marker (BID ITEM 50390) and a 4"x4" timber 8' long extended from the end of lateral to 1' above finished grade (considered incidental to sanitary sewer lateral). The sanitary lateral pipe shall be payable under Sanitary Sewer Lateral (BID ITEM 50353) and the sanitary lateral wye connections and the first five (5) feet of lateral pipe shall be payable under Reconnect Sanitary Sewer Lateral (BID ITEM 50356). Affected properties and new lateral locations are noted on the utility plan and profile sheets.

BID ITEM 50356 – RECONNECT SANITARY LATERAL

The first 5 feet of pipe shall be included with this bid item regardless of pipe type or fittings used. Beyond 5' shall be paid for separately (Bid Item 50356 SANITARY SEWER LATERAL).

The first 5 feet of sewer lateral pipe/ fittings measured from the sewer main shall be considered the reconnect for all sewer lateral reconnections. Lateral connections connecting to sewer access structures shall be paid for separately as a sanitary tap. 5' of lateral pipe is not considered incidental to the sanitary tap connection.

BID ITEM 50390 – SEWER ELECTRONIC MARKERS

With regard to the City of Madison Standard Specifications for Public Works Construction 2019 Edition Section 503.3(c), each sanitary lateral shall have a minimum of two (2) electronic markers with the City providing the Contractor with the required number of electronic markers. For sanitary laterals, which only include the installation of a wye, a marker ball shall be installed directly above the wye connection to the main.

BID ITEM 50801 – UTILITY LINE OPENING (ULO)

The work under this item shall be completed in accordance with Article 508 of the Standard Specifications for Public Works Construction. It is the discretion of the Contractor to locate utilities by either a trench excavation or by a pothole technique. However, the Contractor shall not be compensated more than once for multiple utilities located within a maximum distance of five (5) feet long. Two (2) ULOs are anticipated for this project but the contract includes five (5) additional undistributed ULOs that can be used at the discretion of the City Engineer and/or Inspector.

SECTION 701 PROVISIONS FOR WATER INSTALLATION AND ABANDONMENT

The Water Utility designer for the project is Amanda Schockling. She may be contacted at (608) 261-9243 or aschockling@madisonwater.org.

Water work included in this contract consists of furnishing and installing approximately 1120-feet of new 8-inch ductile iron water main, valves and hydrants on Hammersley Avenue between Westmorland Boulevard and Larkin Street and approximately 640-feet of new 12-inch ductile iron water main, valves and hydrants on Mineral Point Road between Holly Avenue and Westmorland Boulevard. The water work also includes various connections into cross streets on or between these streets.

Once the new systems have passed the required pressure and water quality tests, cut off, extend as necessary, and reconnect the existing water service laterals to the new water mains (unless the service is to be abandoned) on Mineral Point Road. Services will be reconnected to the new main as shown on the plans. Service lateral work in conflict with tree protection specifications and/or damaged service laterals may require relocation or replacement of the lateral. Any service lateral work other than what is designated on the plans must be authorized in advance by the Water Utility Inspector and will be paid under Bid Item 70053 – Replace 1-Inch Copper Service Lateral.

Additionally, backyard service laterals of properties along Hammersley Avenue are to be replaced with new street-side laterals. These services will be installed to the Private Property Line and stubbed out unless the property owner elects to connect to the new service immediately. The new street-side laterals to serve these properties, and any other properties designated on the plans, will be installed under Bid Item 70050 – Furnish and Install New 1-Inch Service Lateral – see Bid Item Special Provisions for more detailed information.

Refer to the Water System Impact Plan to prepare and review anticipated notification areas required for the various system connections associated with the water work in this Contract. Note that the phasing of construction and order of installation could alter the notification requirements for each subsequent connection. The Water System Impact Plan is prepared for convenience and reference only, and represent each connection being executed with only the existing pre-construction system conditions in-service. Consult with the Water Utility Engineer and/or Water Utility Construction Inspector prior to installation of new water main segments to establish and confirm notification requirements prior to each water system connection.

Take all necessary precautions to protect the existing Madison Water Utility system and ensure its proper functioning during construction.

View the site prior to bidding and become familiar with existing conditions and utilities.

SECTION 702 MATERIALS

Furnish all materials, labor and equipment necessary to complete this project.

SECTION 703 CONSTRUCTION METHODS

Perform all work in accordance with these provisions and the City of Madison Standard Specifications, 2018 edition. Keep all valves accessible and functioning throughout the duration of the work or directed otherwise by the Water Utility representative.

In addition to the construction methods required by the Standard Specifications, the following requirements apply to work under this Contract:

CONSTRUCTION AND TRAFFIC PHASING ON MINERAL POINT ROAD

See Section 107.7 - Maintenance of Traffic for details regarding traffic and phasing on Mineral Point Road. Service must be maintained on the existing 10-inch and 6-inch water mains until services are switched over to the new 12-inch main. Curb stops may be installed at the centerline of the road in order to extend and connect existing water services from the 6-inch main to the new 12-inch main.

WATER UTILITY GENERAL NOTES FOR SPECIFIC WORK:

- | | |
|------|---|
| WN1 | Replace the existing lead service with a new copper service. |
| WN2 | Extend and reconnect the existing copper service to the new water main. |
| WN3 | Existing service to be abandoned when water main is cut-off. |
| WN4 | Disconnect service from the old water main and reconnect the existing copper water service lateral to the new water main. |
| WN5 | Relocate the existing fire hydrant. |
| WN6 | Abandon water valve access structure. |
| WN7 | Furnish and install the new top section for the water access structure. |
| WN8 | Abandon the valve box. |
| WN9 | Furnish the ditch, compaction and all materials and labor for the installation of new service lateral. |
| WN10 | Remove and salvage existing hydrant. |
| WN11 | Replace the existing copper service with a new copper service. |

BID ITEM 70050 – FURNISH AND INSTALL NEW 1-INCH SERVICE LATERAL

Services along Hammersley Ave, Standish Ct, and Alden Dr are currently served off of an existing water main located in an easement along the back lot lines of these properties. These existing services are to be abandoned if the property owner elects to install the new service connection to their house this year and replaced with services from the new water main in the road right of way. The new services will be installed from the new water main, include the new curb stop, and extend to approximately the property line, or as designated on the plans. Coordinate as necessary with these residences, their private plumber, and the Water Utility to confirm the new service availability, and to establish the best location for the new service/curb stop.

BID ITEM 90001 – TRAFFIC CONTROL FLEXIBLE TUBULAR MARKER POSTS

DESCRIPTION

This bid item includes all work, materials, equipment and labor necessary to install Traffic Control Flexible Tubular Marker Posts. All work under this bid item shall be in accordance with Section 633 of the current edition of the WISDOT standard specs.

METHOD OF MEASUREMENT

Traffic Control Flexible Tubular Marker Posts shall be measured as set forth in Section 633.4 of the Wisconsin DOT Standard Specifications, which shall be measured on a per unit basis acceptably installed.

BASIS OF PAYMENT

Traffic Control Flexible Tubular Marker posts will be paid at the contract unit price, which shall be full compensation for all work as provided in the description.

BID ITEM 90001 – TRAFFIC CONTROL FLEXIBLE TUBULAR MARKER POSTS

DESCRIPTION

This bid item includes all work, materials, equipment and labor necessary to install Traffic Control Flexible Tubular Marker Posts. All work under this bid item shall be in accordance with Section 633 of the current edition of the WISDOT standard specs.

METHOD OF MEASUREMENT

Traffic Control Flexible Tubular Marker Posts shall be measured as set forth in Section 633.4 of the Wisconsin DOT Standard Specifications, which shall be measured on a per unit basis acceptably installed.

BASIS OF PAYMENT

Traffic Control Flexible Tubular Marker posts will be paid at the contract unit price, which shall be full compensation for all work as provided in the description.

BID ITEM 90002 – TRAFFIC CONTROL FLEXIBLE TUBULAR MARKER BASES

DESCRIPTION

This bid item includes all work, materials, equipment and labor necessary to install Traffic Control Flexible Tubular Marker Bases. All work under this bid item shall be in accordance with Section 633 of the current edition of the WISDOT standard specs.

METHOD OF MEASUREMENT

Traffic Control Flexible Tubular Marker Bases shall be measured as set forth in Section 633.4 of the Wisconsin DOT Standard Specifications, which shall be measured on a per unit basis acceptably installed.

BASIS OF PAYMENT

Traffic Control Flexible Tubular Marker posts will be paid at the contract unit price, which shall be full compensation for all work as provided in the description.

BID ITEM 90030 – CONCRETE BEND

DESCRIPTION

Where shown on the plan utility sheets, the Contractor shall provide a pipe bend. This bend may be either field constructed or pre-fabricated bend.

Where precast sections are constructed, the bend shall be of like material. The interior of the joint shall be smooth to match the interior of adjoining surfaces.

Where a field poured bend is constructed the bend shall be reinforced with welded wire fabric and shall utilize fiber reinforced concrete in the concrete collar itself. The interior or the joint shall be finished smooth to match the interior of adjoining surfaces.

MEATHOD OF MEASUREMENT

CONCRETE BEND shall be measured as each complete unit. Individual or multiple precast bend sections that are assembled to provide the total angle required will measured for payment as a single precast bend.

BASIS OF PAYMENT

CONCRETE BEND shall be paid as described above which shall be full compensation for all work, materials, equipment, and incidentals necessary to complete work as described above.



Department of Public Works
Engineering Division
Robert F. Phillips, P.E., City Engineer
City-County Building, Room 115
210 Martin Luther King, Jr. Boulevard
Madison, Wisconsin 53703
Phone: (608) 266-4751
Fax: (608) 264-9275
engineering@cityofmadison.com
www.cityofmadison.com/engineering

Deputy City Engineer
Gregory T. Fries, P.E.
Deputy Division Manager
Kathleen M. Cryan
Principal Engineer 2
Christopher J. Petykowski, P.E.
John S. Fahrney, P.E.
Principal Engineer 1
Christina M. Bachmann, P.E.
Mark D. Moder, P.E.
Janet Schmidt, P.E.
Facilities & Sustainability
Jeanne E. Hoffman, Manager
Bryan Cooper, Principal Architect
Mapping Section Manager
Eric T. Pederson, P.S.
Financial Manager
Steven B. Danner-Rivers

December 20, 2018

NOTICE OF ADDENDUM
ADDENDUM NO. 1
CONTRACT NO. 8292

HAMMERSLEY AVENUE ASSESSMENT DISTRICT – 2018

Revise and amend the contract document(s) for the above project as stated in this addendum, otherwise, the original document shall remain in effect.

SPECIAL PROVISIONS:

DELETE THE 5TH PARAGRAPH OF SECTION 105.12 COOPERATION BY THE CONTRACTOR UNDER HEADING COORDINATION WITH UTILITIES AND REPLACE WITH THE FOLLOWING:

At the northwest corner of Mineral Point Road and Westmoreland Boulevard, AT&T has an 8-Multi-tile Duct Conduit Package placed in 1964. The approximate size is 16" x 12" or 12" x 16" depending on if the conduit is 4 pipes x 2 high or 2 pipes x 4 high. A new storm sewer main (P-103) at STA 306+25.00, 35' LT will be installed below the duct package. The contractor shall support the conduit package during the installation of P-103 and work with AT&T on the type of support needed. The cost to support the conduit shall be incidental with the storm sewer installation. If the conduit is too close to the storm sewer pipe, please contact AT&T.

DELETE THE 3RD PARAGRAPH OF SECTION 107.7 MAINTENANCE OF TRAFFIC UNDER THE HEADING TRAFFIC CONTROL PHASE 1 AND REPLACE WITH THE FOLLOWING:

One lane of traffic with a minimum width of eleven (11) feet of asphalt shall be maintained in each direction on Mineral Point Rd at all times. Work shall happen on the north side of Mineral Point Rd with 1 lane of traffic in each direction utilizing the inbound lanes. This work shall not exceed more than 35 calendar days and shall be considered to be phase 1 of the provided traffic control plan. Holly Avenue shall remain open to allow for right in/right out and left in/left out for the duration of phase 1. East Sunset Court shall remain closed for the duration of phase 1. Westmorland Boulevard (north of Mineral Point Road) shall remain open as a right in and right out when the Contractor is not working directly in the intersection for the duration of phase 1. The Contractor shall maintain the crosswalk along the east side of the Westmorland Boulevard /Mineral Point Road intersection. The crosswalk along the west side of the Westmorland Boulevard/Mineral Point shall be closed. The sidewalk along the north side of Mineral Point Road shall be closed between South Owen Drive and Westmorland Boulevard. The Contractor shall direct pedestrians traveling on the north side heading east to cross at South Owen Drive and cross back on the east side of Westmorland Boulevard. The same route shall be used for pedestrians traveling west. Westmorland Boulevard (south of Mineral Point Road) shall remain open to allow for right in/right out and left in/left out for the duration of phase 1. Water main, storm sewer, base course, curb and gutter and asphalt work is anticipated.

DELETE THE 4TH PARAGRAPH OF SECTION 107.7 MAINTENANCE OF TRAFFIC UNDER THE HEADING TRAFFIC CONTROL PHASE 2 AND REPLACE WITH THE FOLLOWING:

One lane of traffic with a minimum width of eleven (11) feet of asphalt shall be maintained in each direction on Mineral Point Rd at all times. Work shall happen on the south side of Mineral Point Rd with 1 lane of traffic in each direction utilizing the outbound lanes. Phase 2 shall occur after phase 1 is completed and shall not exceed more than 10 calendar days and shall be considered to be phase 2 of the provided traffic control plan. Holly Avenue shall remain closed for the duration of phase 2. East Sunset Court and Westmorland Boulevard (north of Mineral Point Road) shall remain open to allow for right in/right out and left in/left out for the duration of phase 2. The crosswalks along the west and east sides of the Westmorland/Mineral Point Road intersection shall remain open. The sidewalk along the south side of Mineral Point Road shall be closed between South Owen Drive and Westmorland Boulevard. The Contractor shall direct pedestrians traveling on the south side heading east to cross at South Owen Drive and cross back at Westmorland Boulevard. The same route shall be used for pedestrians traveling west. Westmorland Boulevard (south of Mineral Point Road) shall remain open as a right in/right out when the contractor is not working directly in the intersection for the duration of phase 2. Water main and asphalt work is anticipated.

PLANS:

U-1: Matched SAS #3 inverts with sanitary sewer schedule.

U-2: Match SAS #9 inverts with sanitary sewer schedule.

U-3: Match SAS #100 inverts and rim with schedule.

U-7: Revise SAS #4, SAS #9 and SAS #200.

TC-2: Updated to accommodate a bus pull out along Mineral Point Road.

SOIL BORINGS:

Soil boring information has been included.

Please acknowledge this addendum on page E1 of the contract documents and/or in Section E: Bidder's Acknowledgement on Bid Express.

Electronic version of these documents can be found on the Bid Express web site at:

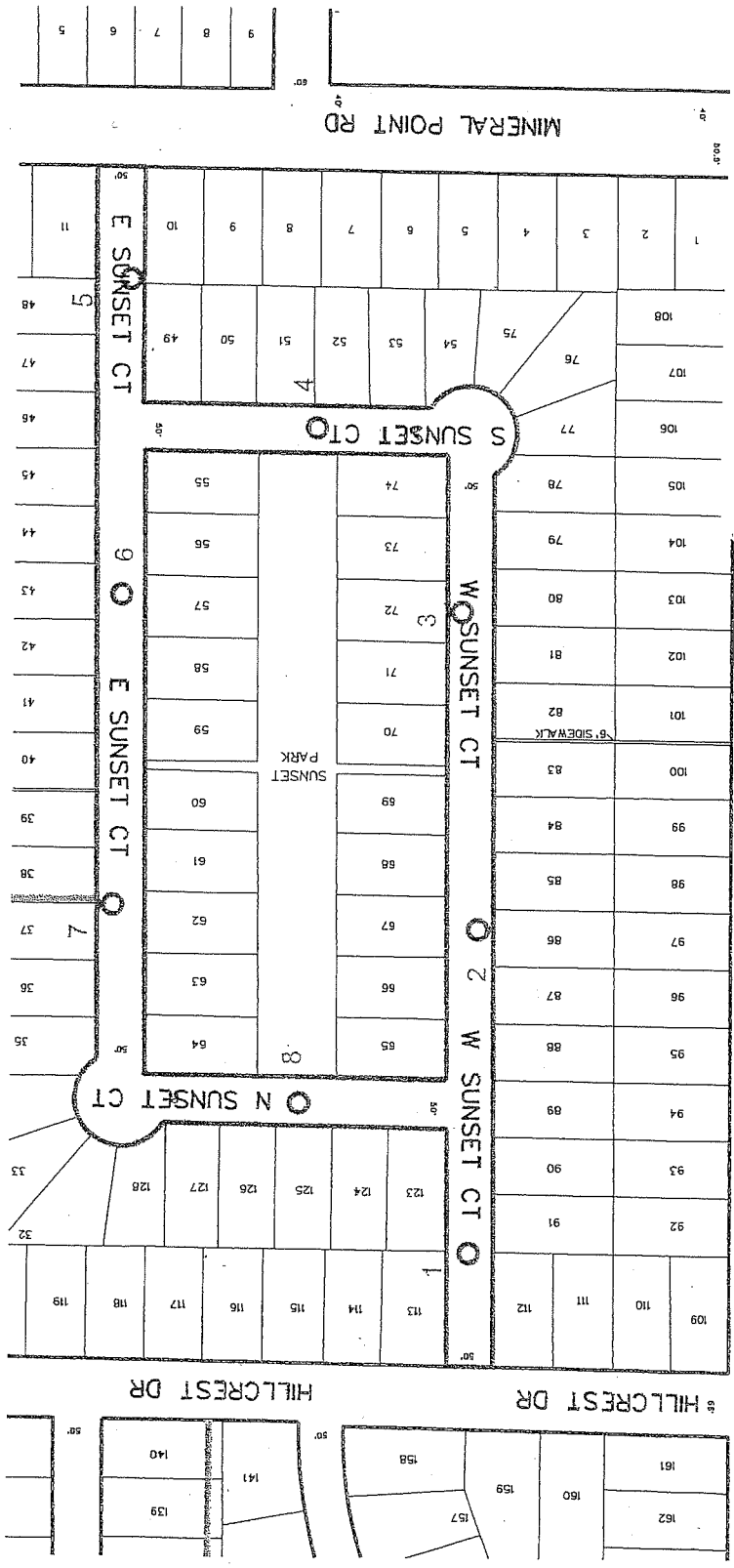
<http://www.bidexpress.com>

If you are unable to download plan revisions associated with the addendum, please contact the Engineering office at 608-266-4751 receive the material by another route.

Sincerely,



Robert F. Phillips, P.E.
City Engineer



Legend

○ Denotes Boring Location (approximate)

Notes

1. Soil borings performed by Badger State Drilling in September 2015

SOIL BORING LOCATION PLAN
 Sunset Courts
 Madison, Wisconsin

APP'D: MNS

Date: 3/16

APP'D: MNS

DWN: -

C15051-13



LOG OF TEST BORING

Project Sunset Courts
 E. Sunset: 120' North of Mineral Point, 7' West of Centerline
 Location Madison, WI

Boring No. 5
 Surface Elevation (ft) _____
 Job No. C15051-13
 Sheet 1 of 1

2921 Perry Street, Madison, WI 53713 (608) 288-4100, FAX (608) 288-7887

SAMPLE					VISUAL CLASSIFICATION and Remarks	SOIL PROPERTIES				
No.	Rec (in.)	Moist	N	Depth (ft)		qu (qa) (tsf)	W	LL	PL	LI
					X	6 in. Asphalt Pavement/6 in. Base Course				
1	12	M	10		█	FILL: Dark Brown and Brown Clay				
					█	(1.5)				
2	14	M	11		█	Very Stiff, Brown Lean CLAY (CL)				
					█	(2.5)				
3	14	M	5		█	Loose, Dark Brown Clayey Fine SAND (SC)				
4	18	M	10		█	Loose to Medium Dense, Reddish-Brown to Brown Fine to Medium SAND, Some Silt, Gravel and Clay, Scattered Cobbles (SM/SC)				
					█					
5	18	M	17		█	Medium Dense, Brown Fine to Medium SAND, Some Silt and Gravel, Scattered Cobbles and Boulders (SM)				
					█					
					█	End Boring at 15 ft				
					█	Backfilled with Bentonite Chips and Asphalt Patch				

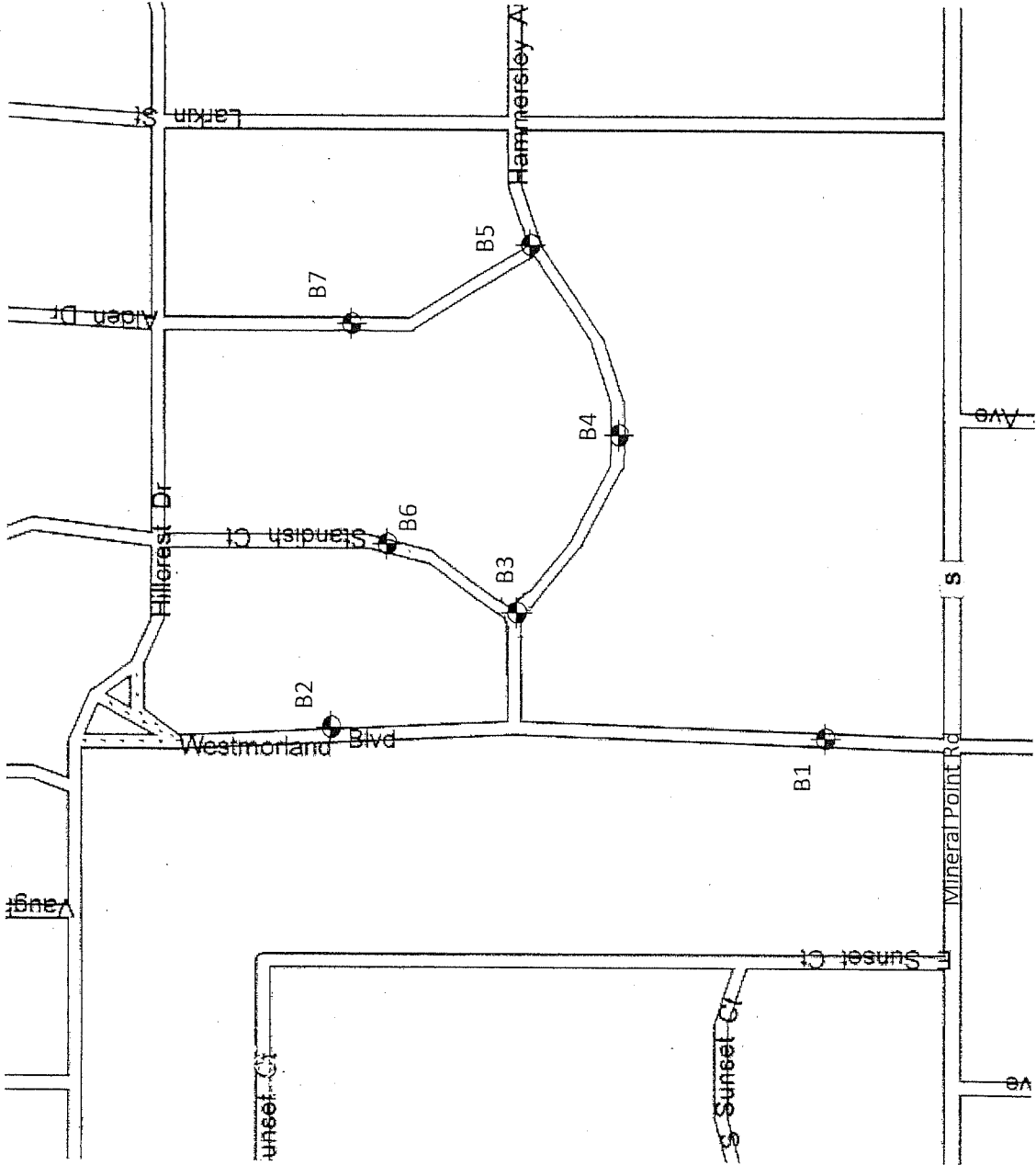
WATER LEVEL OBSERVATIONS

GENERAL NOTES

While Drilling NW Upon Completion of Drilling _____
 Time After Drilling _____
 Depth to Water _____
 Depth to Cave in _____

Start 9/21/15 End 9/21/15
 Driller BSD Chief KD Rig D-120
 Logger DD Editor ESF
 Drill Method 2.25" HSA; Autohammer

The stratification lines represent the approximate boundary between soil types and the transition may be gradual.



Legend

☒ Denotes Boring Location

Notes

1. Soil borings performed by Badger State Drilling in August 2017
2. Boring locations are approximate.

Scale: Reduced

Date: 9/2017	CGC, Inc.
Job No. C17051-23	

Soil Boring Location Plan
Westmorland Boulevard Area
Madison, WI



LOG OF TEST BORING

Project Westmorland Boulevard Area
Westmorland: 165'N of Mineral Pt, 7'E of CL
 Location Madison, WI

Boring No. 1
 Surface Elevation (ft) 1010±
 Job No. C17051-23
 Sheet 1 of 1

2921 Perry Street, Madison, WI 53713 (608) 288-4100, FAX (608) 288-7887

SAMPLE					VISUAL CLASSIFICATION and Remarks	SOIL PROPERTIES				
No.	Depth (ft)	Rec (in.)	Moist	N		qu (ga) (tsf)	w	LL	PL	LI
					4 in. Asphalt Pavement/6 in. Base Course					
1	9	M	5		Medium Stiff to Stiff, Brown Lean CLAY (CL)	(0.75)				
2	16	M	9			(1.0)				
3	4	M	26			(0.75)				
4	16	M	18		Medium Dense, Brown Fine to Medium SAND, Some Silt and Gravel, Scattered Cobbles & Boulders (SM)					
5	16	M	20							
6	18	M	16							
					End of Boring at 15 ft					
					Backfilled with bentonite chips and asphalt patch (N 43° 03.673', W 89° 26.620')					

WATER LEVEL OBSERVATIONS

GENERAL NOTES

While Drilling NW Upon Completion of Drilling _____
 Time After Drilling _____
 Depth to Water _____
 Depth to Cave in _____

Start 8/22/17 End 8/22/17
 Driller BSD Chief MC Rig CME-55
 Logger MG Editor ESF
 Drill Method 2.25" HSA; Autohammer

The stratification lines represent the approximate boundary between soil types and the transition may be gradual.



LOG OF TEST BORING

Project Westmorland Boulevard Area
Hammersley: 10'SE of Standish, Near CL
 Location Madison, WI

Boring No. 3
 Surface Elevation (ft) 1006±
 Job No. C17051-23
 Sheet 1 of 1

2921 Perry Street, Madison, WI 53713 (608) 288-4100, FAX (608) 288-7887

SAMPLE					VISUAL CLASSIFICATION and Remarks	SOIL PROPERTIES				
No.	Rec (in.)	Moist	N	Depth (ft)		qu (qa) (tsf)	W	LL	PL	LI
					6 in. Asphalt Pavement/7 in. Base Course					
1	8	M	12		Medium Dense, Brown Fine to Medium SAND, Some Silt and Gravel, Scattered Cobbles & Boulders (SM)					
2	14	M	13							
3	18	M	16							
				5						
4	16	M	27		Medium Dense, Light Brown Silty Fine SAND, Little Gravel (SM)					
				10						
5	18	M	48		Dense to Very Dense, Light Brown Sandy SILT (ML)					
				15						
6	18	M	53		Very Dense, Light Brown Fine SAND, Trace Silt (SP)					
					End of Boring at 15 ft					
					Backfilled with bentonite chips and asphalt patch					
					(N 43° 03.742', W 89° 26.572')					
				20						

WATER LEVEL OBSERVATIONS	GENERAL NOTES
While Drilling <input checked="" type="checkbox"/> NW Upon Completion of Drilling _____ Time After Drilling _____ Depth to Water _____ Depth to Cave in _____	Start <u>8/22/17</u> End <u>8/22/17</u> Driller <u>BSD</u> Chief <u>MC</u> Rig <u>CME-55</u> Logger <u>MG</u> Editor <u>ESF</u> Drill Method <u>2.25" HSA; Autohammer</u>
The stratification lines represent the approximate boundary between soil types and the transition may be gradual.	



LOG OF TEST BORING

Project Westmorland Boulevard Area
Hammersley: 255' SE of Standish, 10' N of CL
 Location Madison, WI

Boring No. 4
 Surface Elevation (ft) 1008±
 Job No. C17051-23
 Sheet 1 of 1

2921 Perry Street, Madison, WI 53713 (608) 288-4100, FAX (608) 288-7887

SAMPLE					VISUAL CLASSIFICATION and Remarks	SOIL PROPERTIES				
No.	Rec (in.)	Moist	N	Depth (ft)		qu (qa) (tsf)	W	LL	PL	LI
				0	5 in. Asphalt Pavement/5 in. Base Course					
1	4	M	6	6	Stiff to Medium Stiff, Brown Lean CLAY (CL)	(1.75)				
2	12	M	5	5		(0.75)				
3	12	M	18	18	Medium Dense, Light Brown Silty Fine SAND, Little Gravel to Light Brown Sandy SILT (SM/ML)					
4	14	M	12	12	Medium Dense, Brown Fine to Medium SAND, Some Silt and Gravel, Scattered Cobbles and Boulders (SM)					
5	16	M	22	22	Medium Dense to Dense, Light Brown Sandy SILT, Occasional Clay Seams/Lenses (ML)					
6	16	M	34	34						
				15	End of Boring at 15 ft Backfilled with bentonite chips and asphalt patch (N 43° 03.733', W 89° 26.536')					
				20						

WATER LEVEL OBSERVATIONS

While Drilling NW Upon Completion of Drilling _____
 Time After Drilling _____
 Depth to Water _____
 Depth to Cave in _____

GENERAL NOTES

Start 8/22/17 End 8/22/17
 Driller BSD Chief MC Rig CME-55
 Logger MG Editor ESF
 Drill Method 2.25" HSA; Autohammer

The stratification lines represent the approximate boundary between soil types and the transition may be gradual.



LOG OF TEST BORING

Project Westmorland Boulevard Area
Hammersley: 10'NE of Alden, 8'SE of CL
 Location Madison, WI

Boring No. 5
 Surface Elevation (ft) 1015±
 Job No. C17051-23
 Sheet 1 of 1

2921 Perry Street, Madison, WI 53713 (608) 288-4100, FAX (608) 288-7887

SAMPLE					VISUAL CLASSIFICATION and Remarks	SOIL PROPERTIES				
No.	TYPE	Rec (in.)	Moist	N		Depth (ft)	qu (qa) (tsf)	W	LL	PL
					0	4 in. Asphalt Pavement/2 in. Base Course				
1AS	█	0	M	6	0	Loose to Medium Dense, Brown Fine to Medium SAND, Some Silt and Gravel, Scattered Cobbles & Boulders (SM)				
2	█	14	M	10	5					
3	█	16	M	13	5					
4	█	12	M	16	10	Medium Dense, Light Brown Fine SAND, Trace Silt (SP)				
5	█	18	M	45	15	Dense, Light Brown SILT, Trace Clay (ML)				
6	█	18	M	44	15	End of Boring at 15 ft Backfilled with bentonite chips and asphalt patch (N 43° 03.752', W 89° 26.456')				
					20					

WATER LEVEL OBSERVATIONS

While Drilling NW Upon Completion of Drilling _____
 Time After Drilling _____
 Depth to Water _____
 Depth to Cave in _____

GENERAL NOTES

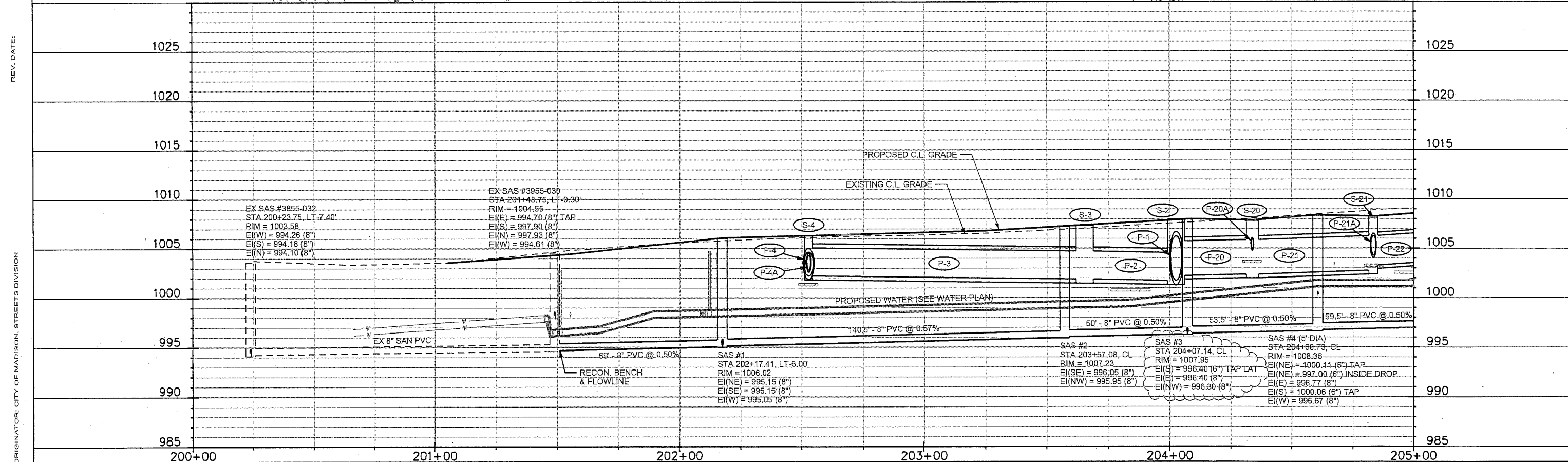
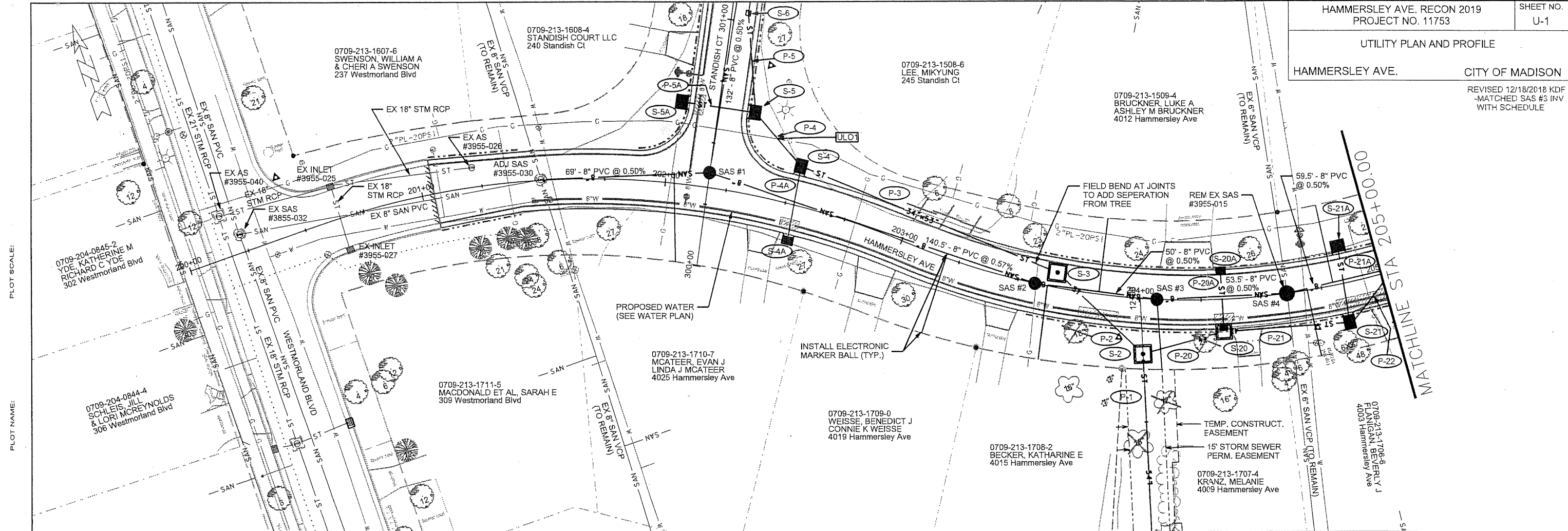
Start 8/22/17 End 8/22/17
 Driller BSD Chief MC Rig CME-55
 Logger MG Editor ESF
 Drill Method 2.25" HSA; Autohammer

The stratification lines represent the approximate boundary between soil types and the transition may be gradual.

UTILITY PLAN AND PROFILE

HAMMERSLEY AVE. CITY OF MADISON

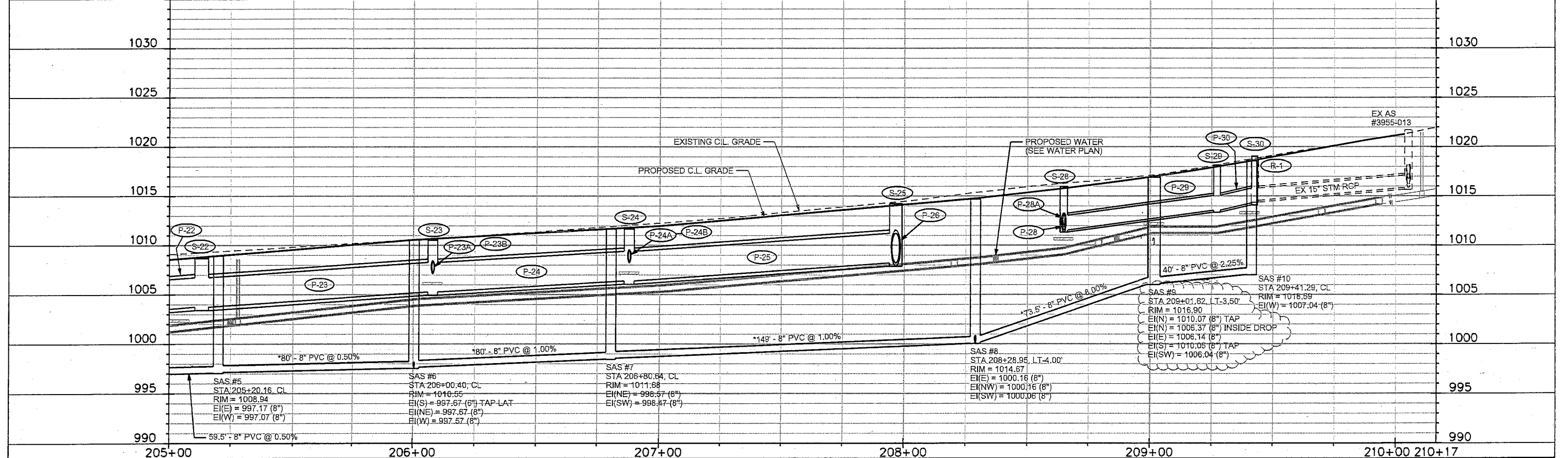
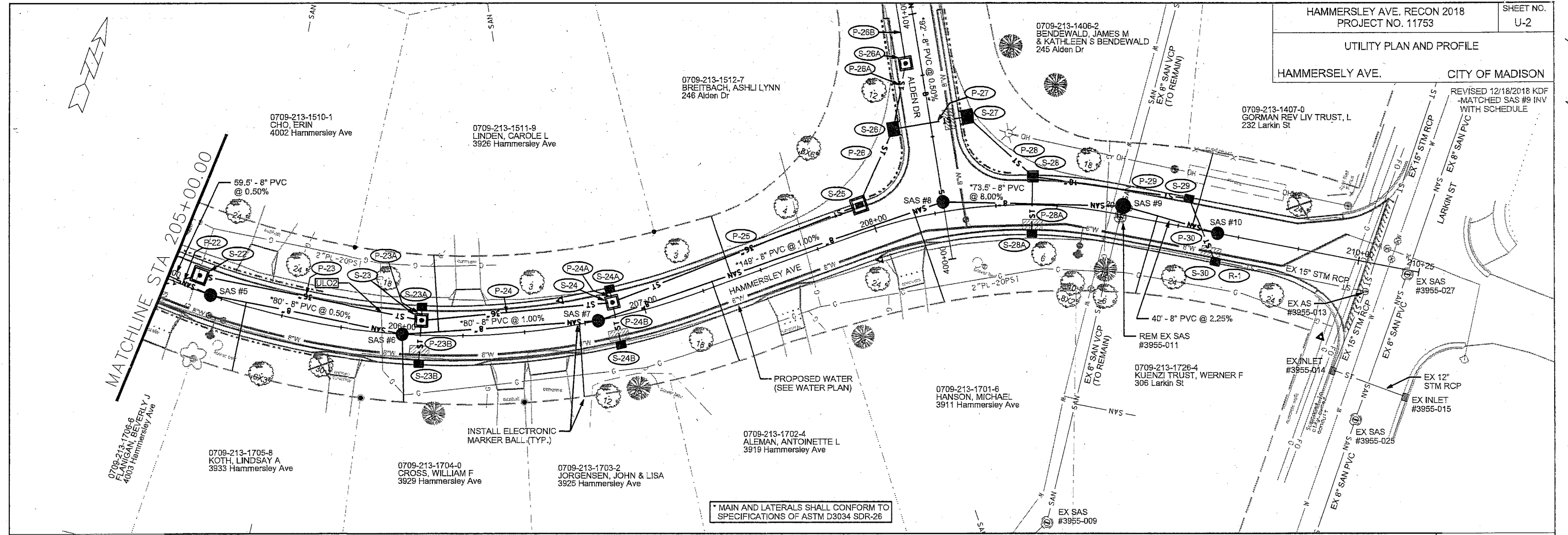
REVISED 12/18/2018 KDF
-MATCHED SAS #3 INV
WITH SCHEDULE



UTILITY PLAN AND PROFILE
HAMMERSLEY AVE. CITY OF MADISON

REVISED 12/18/2018 KDF
-MATCHED SAS #9 INV
WITH SCHEDULE

APPENDIX 1



PLOT SCALE:

REV. DATE:

ORIGINATOR: CITY OF MADISON, STREETS DIVISION

SANITARY SEWER SCHEDULE

SANITARY SEWER SCHEDULE

CITY OF MADISON

PROPOSED SANITARY STRUCTURES

SAS NO.	STATION	LOCATION (OFFSET)	TOP OF CASTING	E.I.	DEPTH	NOTES
HAMMERSLEY AVE						
SAS #1	202+17.41	LT-6.00	1006.02	995.05	10.97	[1]
SAS #2	203+57.08	CL	1007.23	995.95	11.28	-
SAS #3	204+07.14	CL	1007.95	996.30	11.65	-
* SAS #4	204+60.73	CL	1008.36	996.67	11.69	[2], 5-FT DIA
SAS #5	205+20.16	CL	1008.94	997.07	11.87	-
SAS #6	206+00.40	CL	1010.55	997.57	12.98	-
SAS #7	206+80.64	CL	1011.68	998.47	13.21	-
SAS #8	208+28.95	LT-4.00	1014.67	1000.06	14.61	-
* SAS #9	209+01.62	LT-3.50	1016.90	1006.04	10.86	[2], [3], 5-FT DIA
SAS #10	209+41.29	CL	1018.59	1007.04	11.55	-
STANDISH CT						
SAS #100	301+67.87	CL	1008.05	995.80	12.25	-
ALDEN CT						
* SAS #200	401+15.37	CL	1014.70	1000.62	14.08	-

SANITARY STRUCTURE REMOVALS

STRUCTURE ID NO.	STATION	LOCATION (OFFSET)	TOP OF CASTING	E.I.	DEPTH	NOTES
HAMMERSLEY AVE						
SAS 3955-015	204+60.75	RT-0.50	1008.37	1000.11	8.26	-
SAS 3955-011	209+01.25	RT-1.00	1016.95	1010.00	6.95	-

SANITARY STRUCTURE ADJUSTMENTS

STRUCTURE ID NO.	STATION	LOCATION (OFFSET)	EX RIM	PROP RIM	PROP ADJ.	NOTES
HAMMERSLEY AVE						
SAS 3955-030	201+48.75	LT-0.25	1004.55	1004.32	-0.23	-

SPECIFIC NOTES

- * [1] INSTALL INTERNAL CHIMNEY SEAL PER S.D.D. 5.7.17
- [2] CONSTRUCT INSIDE DROP PER S.D.D. 5.7.30
- * [3] EXTEND 5-FT OF 8 INCH PVC SDR 35 PIPE TO CONNECT EXISTING PIPE TO STRUCTURE. PIPE SHALL BE PAID FOR UNDER BID ITEM 50301

PROPOSED SANITARY PIPES

FROM (DNSTM)	TO (UPSTM)	DWNSTRM E.I.	UPSTRM E.I.	PLAN (PAY) LGTH (FT)	SLOPE (%)	PIPE SIZE	PVC TYPE	NOTES
WESTMORLAND BLVD								
EX SAS #3955-030	SAS #1	994.70	995.05	69	0.50%	8"	SDR-35	-
SAS #1	SAS #2	995.15	995.95	140.5	0.57%	8"	SDR-35	-
SAS #2	SAS #3	996.05	996.30	50	0.50%	8"	SDR-35	-
SAS #3	SAS #4	996.40	996.67	53.5	0.50%	8"	SDR-35	-
SAS #4	SAS #5	996.77	997.07	59.5	0.50%	8"	SDR-35	-
SAS #5	SAS #6	997.17	997.57	80	0.50%	8"	SDR-26	-
SAS #6	SAS #7	997.67	998.47	80	1.00%	8"	SDR-26	-
SAS #7	SAS #8	998.57	1000.06	149	1.00%	8"	SDR-26	-
SAS #8	SAS #9	1000.16	1006.04	73.5	8.00%	8"	SDR-26	-
SAS #9	SAS #10	1006.14	1007.04	40	2.25%	8"	SDR-35	-
STANDISH CT								
SAS #1	SAS #100	995.15	995.80	130	0.50%	8"	SDR-35	-
ALDEN CT								
SAS #8	SAS #200	1000.16	1000.62	92	0.50%	8"	SDR-26	-

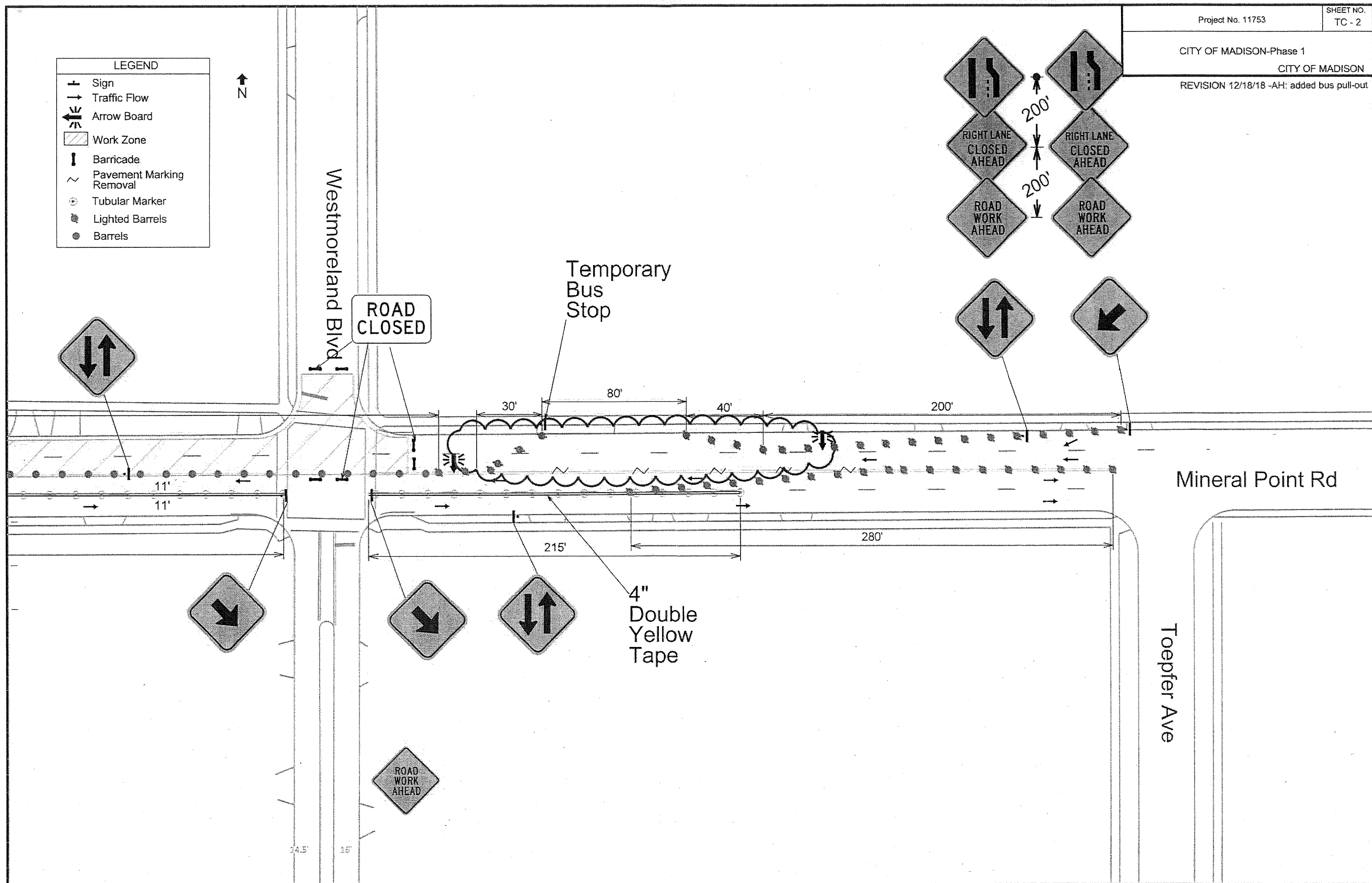
APPENDIX 1

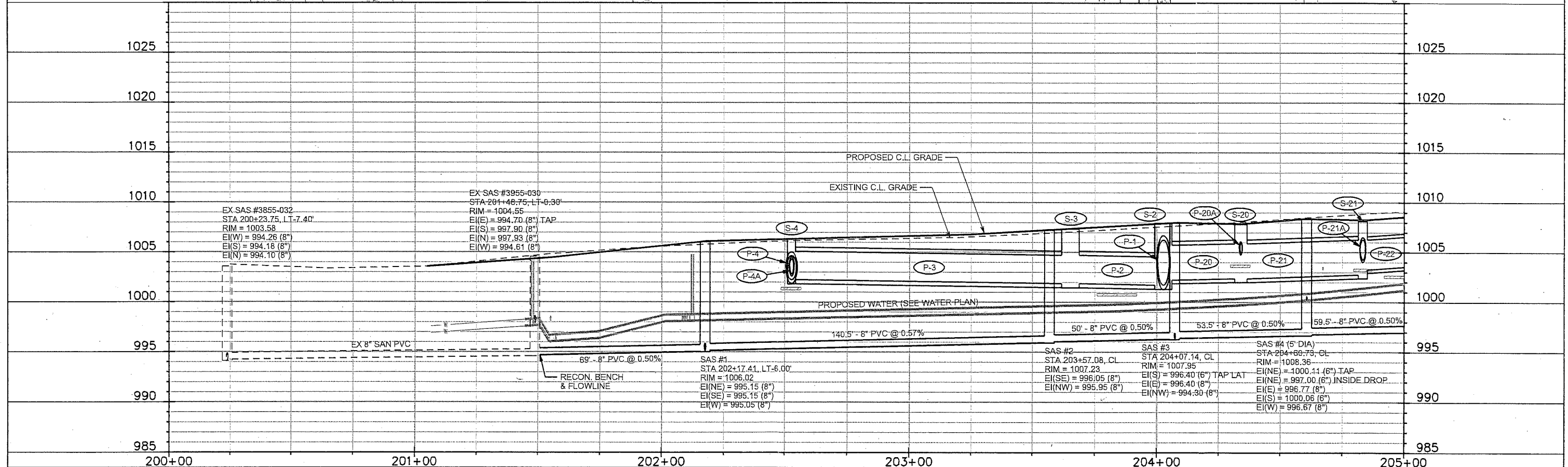
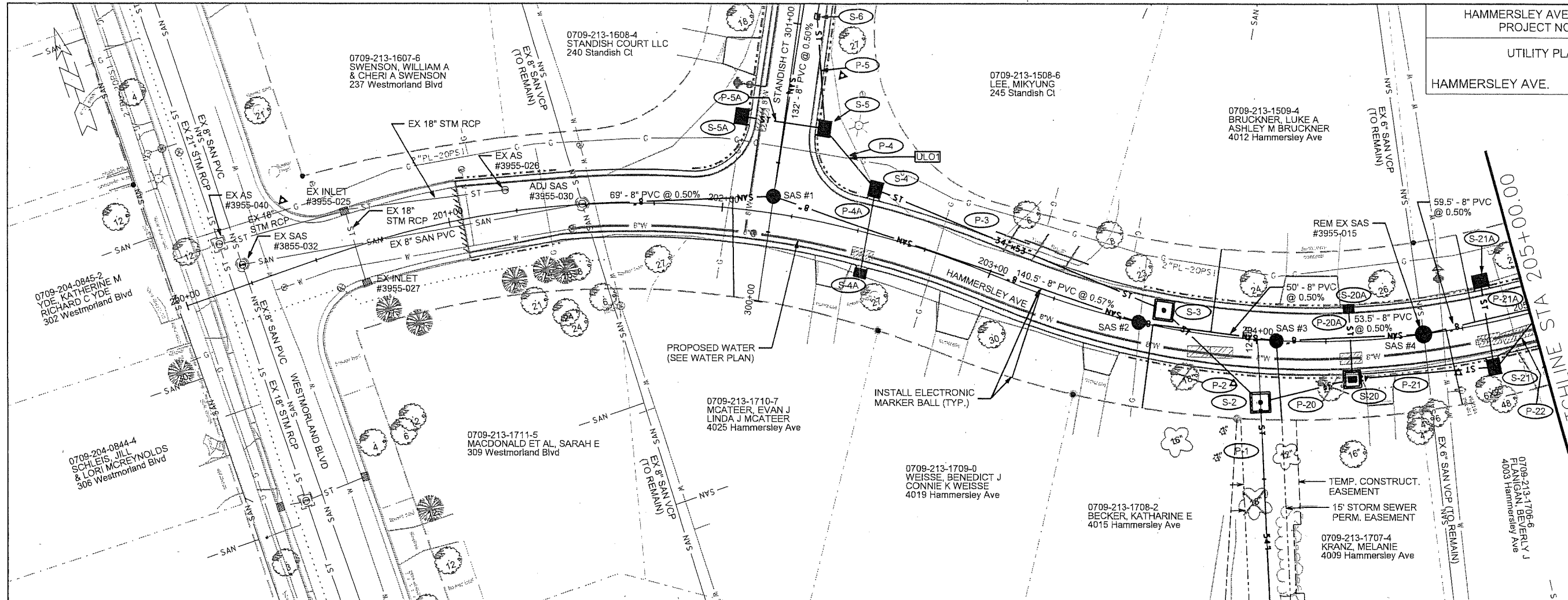
Appendix 1

LEGEND	
	Sign
	Traffic Flow
	Arrow Board
	Work Zone
	Barricade
	Pavement Marking Removal
	Tubular Marker
	Lighted Barrels
	Barrels



PLOT SCALE: _____
PLOT NAME: _____
REV. DATE: _____
ORIGINATOR: CITY OF MADISON, TRAFFIC ENG. DIV. _____



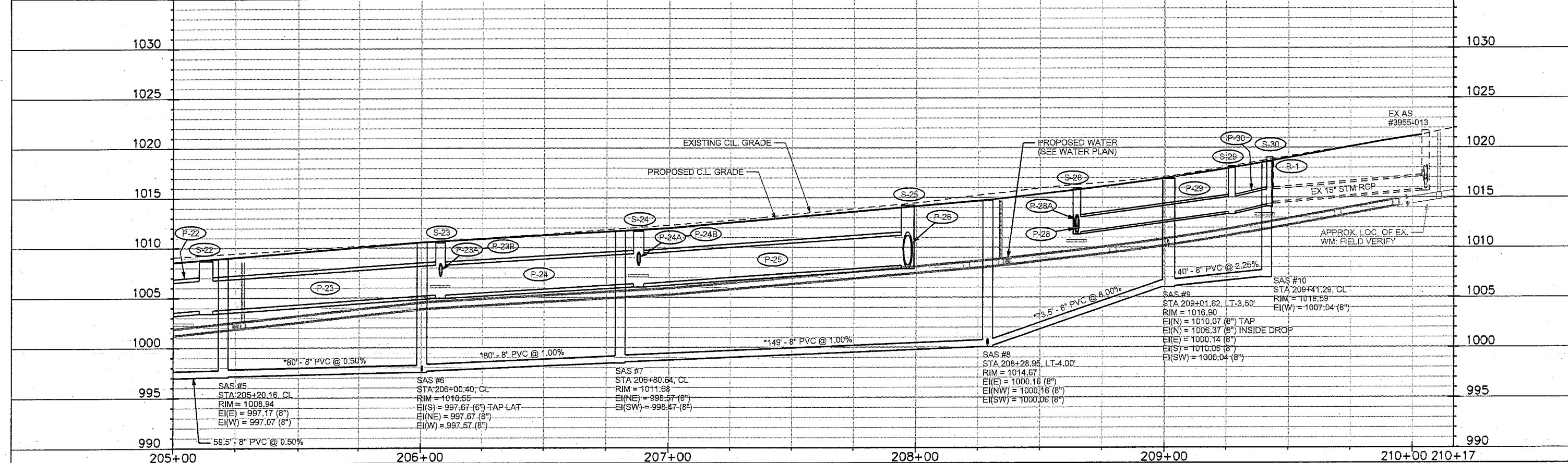
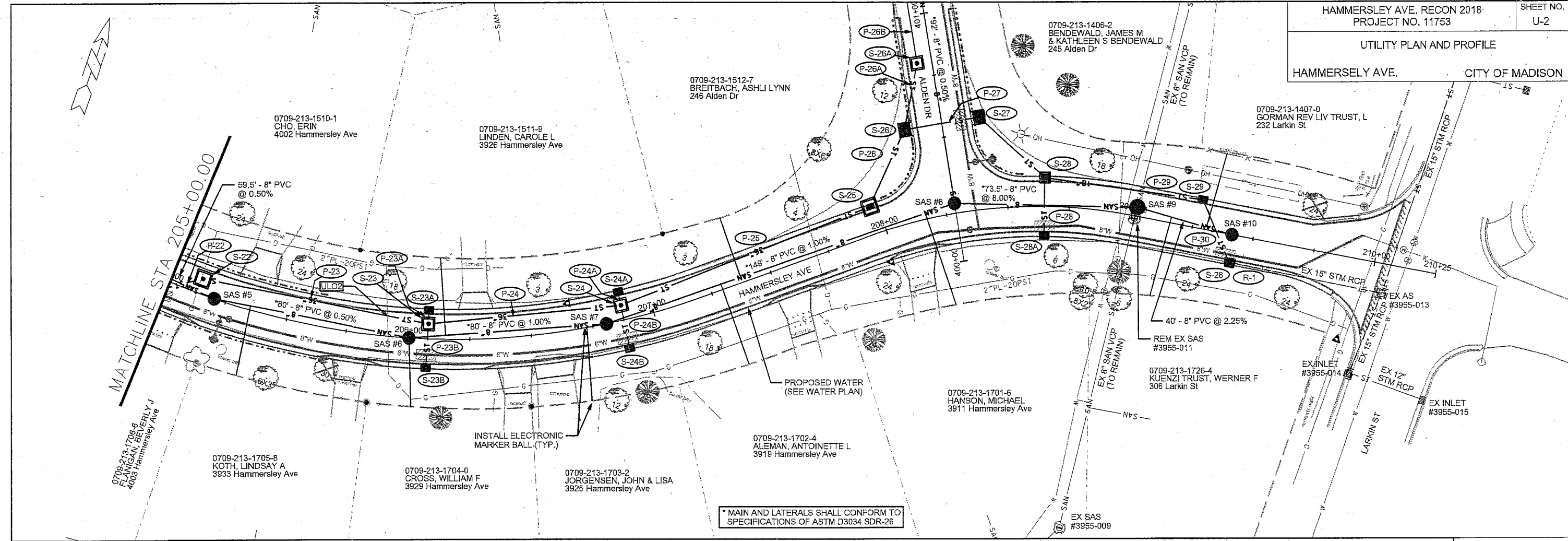


PLOT SCALE:
PLOT NAME:
REV. DATE:
ORIGINATOR: CITY OF MADISON, STREET'S DIVISION

ORIGINAL A-1

UTILITY PLAN AND PROFILE
HAMMERSLEY AVE. CITY OF MADISON

ORIGINAL A-1



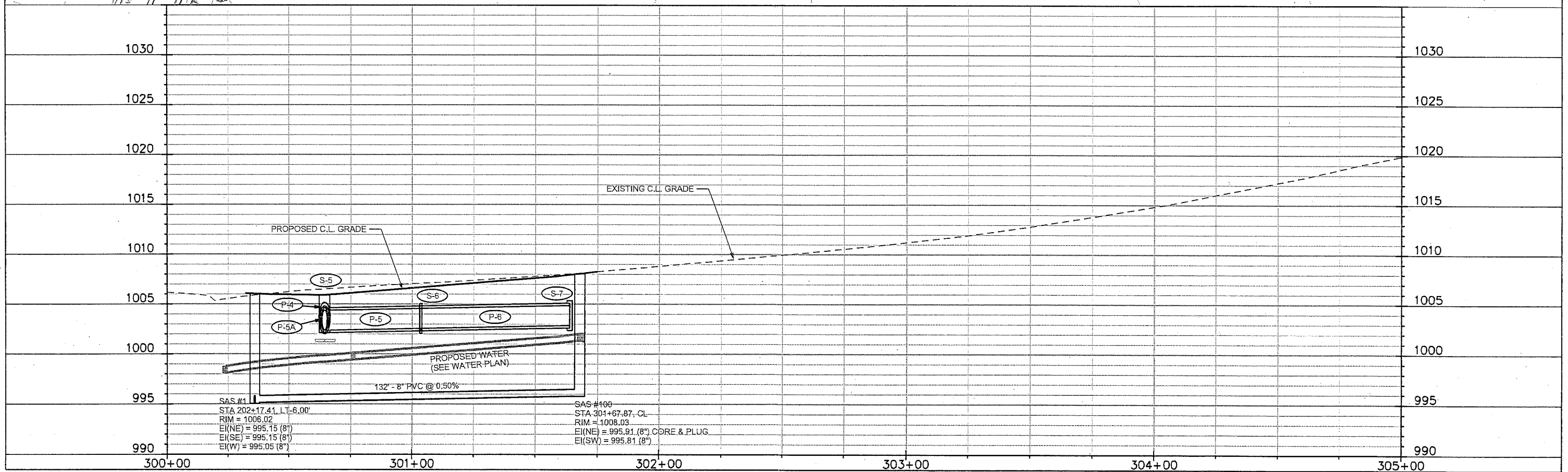
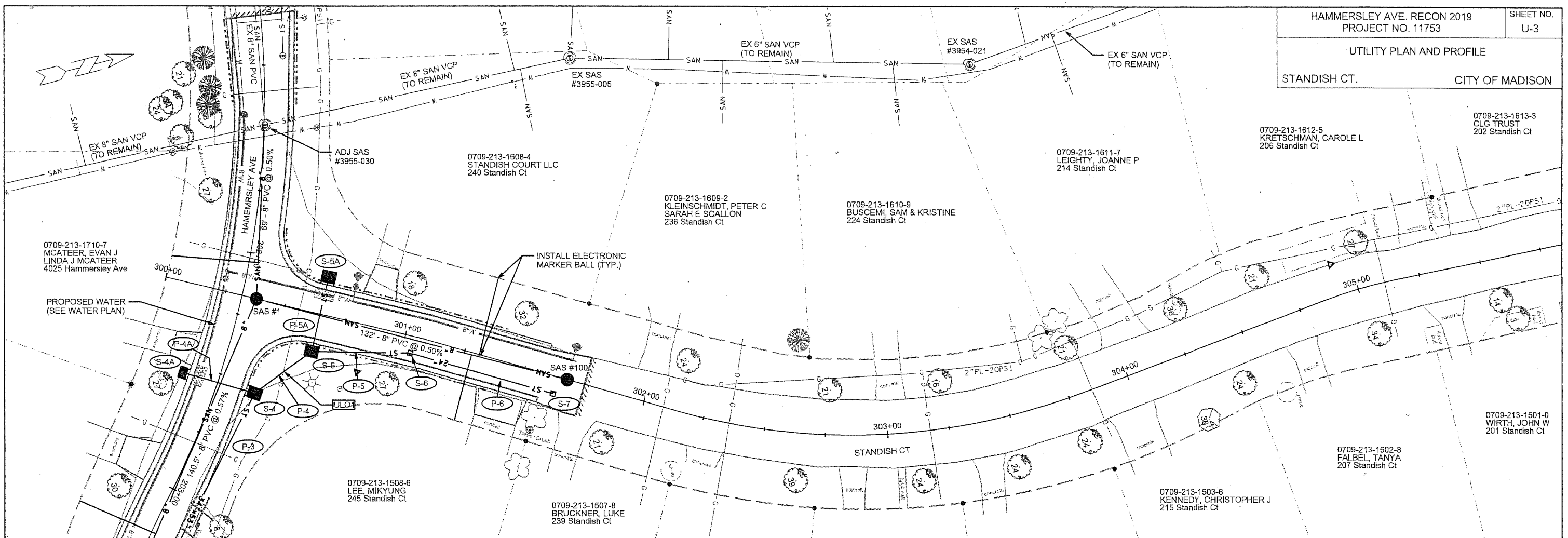
PLOT SCALE:

PLOT NAME:

REV. DATE:

ORIGINATOR: CITY OF MADISON, STREETS DIVISION

ORIGINAL A-1



PLOT SCALE:

PLOT NAME:

REV. DATE:

ORIGINATOR: CITY OF MADISON, STREET'S DIVISION

SANITARY SEWER SCHEDULE

PROPOSED SANITARY STRUCTURES

SAS NO.	STATION	LOCATION (OFFSET)	TOP OF CASTING	E.I.	DEPTH	NOTES
HAMMERSLEY AVE						
SAS #1	202+17.41	LT-6.00	1006.02	995.05	10.97	[1]
SAS #2	203+57.08	CL	1007.23	995.95	11.28	-
SAS #3	204+07.14	CL	1007.95	996.30	11.65	-
SAS #4	204+60.73	CL	1008.36	996.67	11.69	[1], [2], 5-FT DIA
SAS #5	205+20.16	CL	1008.94	997.07	11.87	-
SAS #6	206+00.40	CL	1010.55	997.57	12.98	-
SAS #7	206+80.64	CL	1011.68	998.47	13.21	-
SAS #8	208+28.95	LT-4.00	1014.67	1000.06	14.61	-
SAS #9	209+01.62	LT-3.50	1016.90	1006.04	10.86	[2], [3], 5-FT DIA
SAS #10	209+41.29	CL	1018.59	1007.04	11.55	-
STANDISH CT						
SAS #100	301+67.87	CL	1008.05	995.80	12.25	-
ALDEN CT						
SAS #200	401+15.37	CL	1014.70	1000.62	14.08	[1]

SANITARY STRUCTURE REMOVALS

STRUCTURE ID NO.	STATION	LOCATION (OFFSET)	TOP OF CASTING	E.I.	DEPTH	NOTES
HAMMERSLEY AVE						
SAS 3955-015	204+60.75	RT-0.50	1008.37	1000.11	8.26	-
SAS 3955-011	209+01.25	RT-1.00	1016.95	1010.00	6.95	-

SANITARY STRUCTURE ADJUSTMENTS

STRUCTURE ID NO.	STATION	LOCATION (OFFSET)	EX RIM	PROP RIM	PROP ADJ	NOTES
HAMMERSLEY AVE						
SAS 3955-030	201+48.75	LT-0.25	1004.55	1004.32	-0.23	-

SPECIFIC NOTES

- [1] INSTALL INTERNAL CHIMNEY SEAL PER S.D.D. 5.7.17 AND EXTERNAL JOINT WRAPS PER S.D.D. 5.7.2
- [2] CONSTRUCT INSIDE DROP PER S.D.D. 5.7.30
- [4] EXTEND 5-FT OF 8 INCH PVC SDR 35 PIPE TO CONNECT EXISTING PIPE TO STRUCTURE. PIPE SHALL BE PAID FOR UNDER BID ITEM 50301

PROPOSED SANITARY PIPES

FROM (DNSTM)	TO (UPSTM)	DWNSTRM E.I.	UPSTRM E.I.	PLAN (PAY) LGTH (FT)	SLOPE (%)	PIPE SIZE	PVC TYPE	NOTES
WESTMORLAND BLVD								
EX SAS #3955-030	SAS #1	994.70	995.05	69	0.50%	8"	SDR-35	-
SAS #1	SAS #2	995.15	995.95	140.5	0.57%	8"	SDR-35	-
SAS #2	SAS #3	996.05	996.30	50	0.50%	8"	SDR-35	-
SAS #3	SAS #4	996.40	996.67	53.5	0.50%	8"	SDR-35	-
SAS #4	SAS #5	996.77	997.07	59.5	0.50%	8"	SDR-35	-
SAS #5	SAS #6	997.17	997.57	80	0.50%	8"	SDR-26	-
SAS #6	SAS #7	997.67	998.47	80	1.00%	8"	SDR-26	-
SAS #7	SAS #8	998.57	1000.06	149	1.00%	8"	SDR-26	-
SAS #8	SAS #9	1000.16	1006.04	73.5	8.00%	8"	SDR-26	-
SAS #9	SAS #10	1006.14	1007.04	40	2.25%	8"	SDR-35	-
STANDISH CT								
SAS #1	SAS #100	995.15	995.80	130	0.50%	8"	SDR-35	-
ALDEN CT								
SAS #8	SAS #200	1000.16	1000.62	92	0.50%	8"	SDR-26	-

ORIGINAL AT

Design A-1

LEGEND	
	Sign
	Traffic Flow
	Arrow Board
	Work Zone
	Barricade
	Pavement Marking Removal
	Tubular Marker
	Lighted Barrels
	Barrels

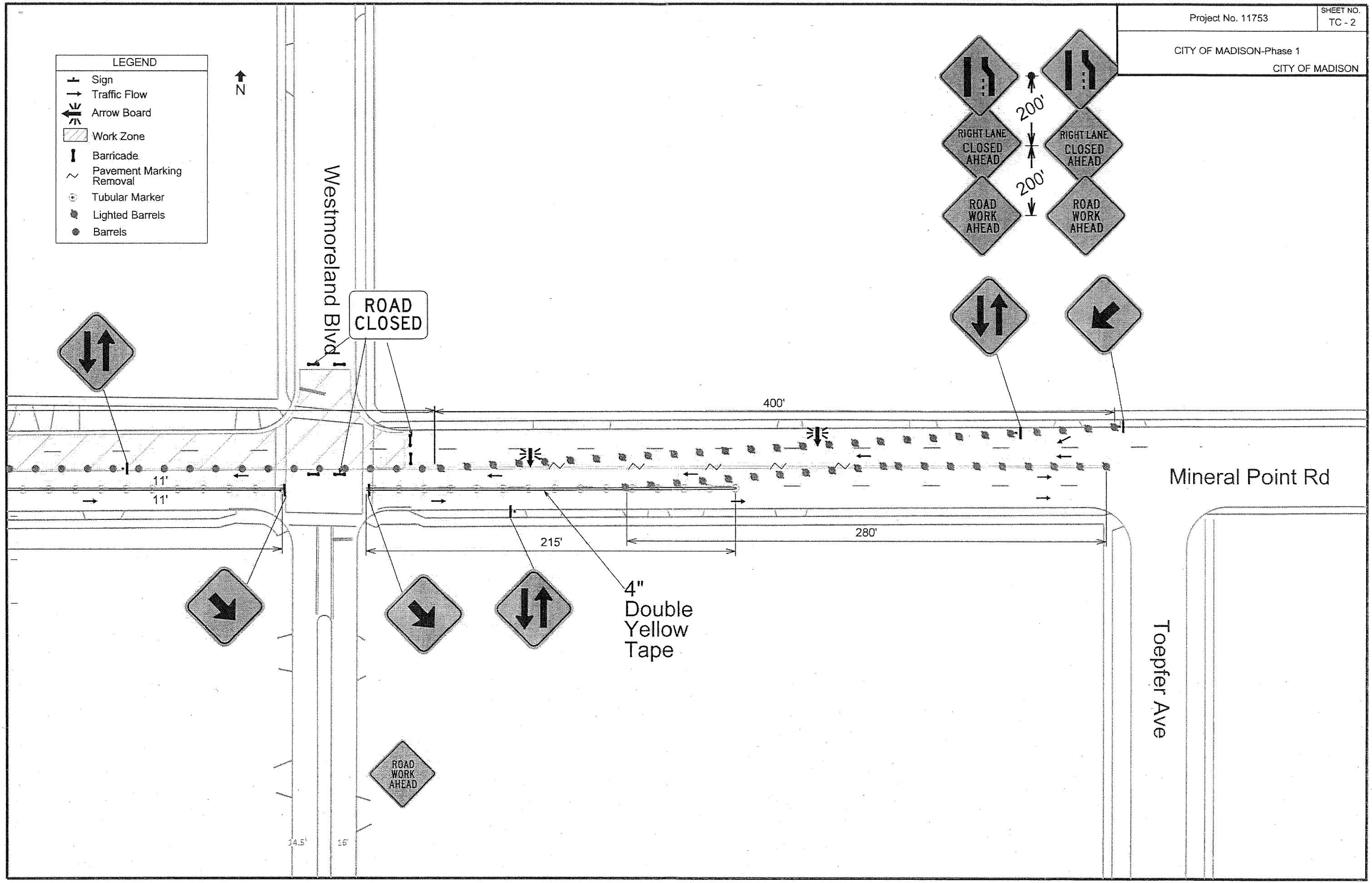


PLOT SCALE:

PLOT NAME:

REV. DATE:

ORIGINATOR: CITY OF MADISON, TRAFFIC ENG. DIV.





Department of Public Works
Engineering Division
Robert F. Phillips, P.E., City Engineer
City-County Building, Room 115
210 Martin Luther King, Jr. Boulevard
Madison, Wisconsin 53703
Phone: (608) 266-4751
Fax: (608) 264-9275
engineering@cityofmadison.com
www.cityofmadison.com/engineering

Deputy City Engineer
Gregory T. Fries, P.E.
Deputy Division Manager
Kathleen M. Cryan
Principal Engineer 2
Christopher J. Petykowski, P.E.
John S. Fahmey, P.E.
Principal Engineer 1
Christina M. Bachmann, P.E.
Mark D. Moder, P.E.
Janet Schmidt, P.E.
Facilities & Sustainability
Jeanne E. Hoffman, Manager
Bryan Cooper, Principal Architect
Mapping Section Manager
Eric T. Pederson, P.S.
Financial Manager
Steven B. Danner-Rivers

January 8, 2019

NOTICE OF ADDENDUM
ADDENDUM NO. 3
CONTRACT NO. 8292
HAMMERSLEY AVENUE ASSESSMENT DISTRICT – 2018

Revise and amend the contract document(s) for the above project as stated in this addendum, otherwise, the original document shall remain in effect.

PROPOSAL:

See below for a summary of items that have been removed, added or revised. Refer to the proposal for updated quantities. See proposal on bidexpress.com.

ITEMS:

Action	Bid Item	Description
ADD	20335	ABANDON SEWER PIPE WITH SLURRY
REVISE	50405	24 INCH TYPE I RCP STORM SEWER PIPE
REVISE	50409	36 INCH TYPE I RCP STORM SEWER PIPE

PLANS:


U-8: Revised storm sewer pipe length along Alden Dr

Please acknowledge this addendum on page E1 of the contract documents and/or in Section E: Bidder's Acknowledgement on Bid Express.

Electronic version of these documents can be found on the Bid Express web site at:
<http://www.bidexpress.com>

If you are unable to download plan revisions associated with the addendum, please contact the Engineering office at 608-266-4751 receive the material by another route.

Sincerely,

A handwritten signature in black ink, appearing to read "Robert Phillips". The signature is stylized with large, rounded letters and a cursive flourish at the end.

Robert F. Phillips, P.E.
City Engineer

RFP:AJZ

occur. This shall include relocating existing traffic control or providing additional traffic control. This should be considered incidental to providing traffic control for the project.

Type A warning lights shall be installed on all barricades used in the project per State of Wisconsin S.D.D. 15C2-4B. Contractor shall also place Type C warning lights on any barrels used to taper traffic or lane closures.

All temporary inlet or structure plating for traffic control phasing shall be considered incidental to the traffic control bid item.

Contractor shall place portable changeable message boards at least one week in advance of the start of work, notifying the public of the start of construction. Contractor shall locate the portable changeable message boards as directed by the Engineer.

Contractor shall notify the City of Madison Police Department, Fire Department, Madison Metro, and Traffic Engineering 48 hours in advance of all switchovers of traffic lanes and closures of streets. Notifications must be given by 4:00 P.M. on Thursday for any such work to be done on the following Monday. Notify Madison Metro one week prior to traffic switches, street closures, and reopening the road to through traffic for bus routing. Madison Metro contact is Tim Sobota (608) 261-4289.

Maintain sidewalk at all times on one side of the street at all times and both sides whenever possible. When sidewalk must be closed for construction purposes, contractor shall ensure that sidewalk on opposite side of the street is open. Sidewalk closures shall be signed at the crosswalks prior to the closure. Sidewalk access to all businesses shall remain open from at least one end of a block at all times. Sidewalks shall be fully open during non-working hours except where necessary to enable sidewalk to cure. In areas of sidewalk construction (northeast corner of East Sunset Ct and northwest corner of Westmorland Blvd), provide a temporary surface for pedestrian access at all times. The temporary surface shall meet Americans with Disabilities Act Accessibility Guidelines (ADAAG) requirements and shall consist of temporary asphaltic surface, any grade of concrete, skid resistant steel plating, or alternative material as approved by the Construction Engineer. Gravel or base course material is not acceptable. Maintaining Sidewalk is considered incidental to the contract.

Contractor is responsible for obtaining and installing temporary no parking signs to facilitate traffic control plan or as necessary to complete the work within the contract. The contractor shall contact John Villareal with the City of Madison Parking Utility (608-267-8756) at least 3 working days prior to needing the signs. Contractor shall post signs in accordance with the City of Madison Police Department Guidelines for temporary no parking restrictions for construction or special events. The guidelines can be found at the link listed below. This shall be considered incidental to the traffic control lump sum bid item.

http://www.cityofmadison.com/business/pw/documents/guidelines_temporarynoparkingrestrictions.pdf

The Contractor shall not remove traffic signs. For removal or replacement of traffic and parking signs, contact the City of Madison Traffic Engineering Field Operations, 1120 Sayle Street, 266-4767, 8:00 a.m. to 4:00 p.m., a minimum of 2 working days in advance of when any existing signs need to be removed. This service is provided free of charge. If the contractor removes the signs, the contractor will be billed for the reinstallation of, and any damage to, the signing equipment. The contractor shall notify The City of Madison Traffic Engineering Field Operations, 1120 Sayle Street, 266-4767 upon completion of final landscaping to have permanent signs reinstalled. The contractor shall expect a minimum of seven working days to have permanent signs reinstalled. The contractor shall leave in place all necessary traffic control until given notice by the construction engineer that permanent signing is in place and temporary traffic control may be removed.

Contact Alexandra Heinritz, City of Madison Traffic Engineering, at 267-1102 or AHeinritz@cityofmadison.com for questions on this spec.

DELETE THE 2ND PARAGRAPH OF SECTION 109.2 PROSECUTION OF WORK AND REPLACE WITH

THE FOLLOWING:

The Contractor shall complete all work on Mineral Point Road and reopen all lanes to traffic in **SEVENTY-SIX (76) CALENDAR DAYS**. The time to complete this work is included in the overall timeframe of the project.

DELETE THE 5th PARAGRAPH UNDER THE HEADING STORM SEWER GENERAL WITHIN SECTION 500 SEWER AND SEWER STRUCTURES GENERAL AND REPLACE WITH THE FOLLOWING:

Precast structures are only allowed where field poured structures are not specifically called for, and no precast structures are allowed until ULO's are completed and approval of the design engineer has been received. Precast structures with diameters larger than 72-inches may be allowed for use with this project. Any precast structure with a diameter greater than 72-inches shall not be allowed without approval of the design engineer. If a precast structure with a diameter greater than 72-inches is submitted and not approved by the design engineer for any reason, the structure shall be field poured with no additional compensation to the Contractor. If a larger precast structure is allowed and the structure is found to cause additional work to allow it to fit within the proposed design (for example, shortening spaces between the structure in question and adjacent structures, or to make the structure fit around existing utilities, etc), the Contractor shall not be compensated in any manner for the additional work needed to accommodate the use of the larger precast structure.

PROPOSAL:

See below for a summary of items that have been removed, added or revised. Refer to the proposal for updated quantities. See proposal on bidexpress.com.

ITEMS:

Action	Bid Item	Description
REVISE	10720	TRAFFIC CONTROL SIGN – PORTABLE ARROW BOARD
REVISE	40201	HMA PAVEMENT 3 LT 58-28 S
REVISE	40202	HMA PAVEMENT 4 LT 58-28 S
REVISE	50499	CONCRETE COLLAR
50801 UTILITY LINE OPENING (ULO) IS LISTED TWICE		
REMOVE	50801	UTILITY LINE OPENING (ULO)
REVISE	50801	UTILITY LINE OPENING (ULO)

PLANS:

Title Sheet: Revised TC page numbers.

D-1: Revised the upper and lower pavement type to 4 LT.

U-5: Added ULO3 & reprint to match water PnP.

U-6: Removed call off "save tree, if possible". Tree needs to be removed and added text note.

U-9: Revise storm sewer ULOs.

TC-1 & TC-2: Changed outside lane width to 12 feet.

TC-3 & TC-4: Changed phase 2 to show inbound and outbound inside lanes closures.



Department of Public Works
Engineering Division
Robert F. Phillips, P.E., City Engineer

City-County Building, Room 115
210 Martin Luther King, Jr. Boulevard
Madison, Wisconsin 53703
Phone: (608) 266-4751
Fax: (608) 264-9275
engineering@cityofmadison.com
www.cityofmadison.com/engineering

Deputy City Engineer

Gregory T. Fries, P.E.

Deputy Division Manager

Kathleen M. Cryan

Principal Engineer 2

Christopher J. Petykowski, P.E.
John S. Fahrney, P.E.

Principal Engineer 1

Christina M. Bachmann, P.E.
Mark D. Moder, P.E.
Janet Schmidt, P.E.

Facilities & Sustainability

Jeanne E. Hoffman, Manager
Bryan Cooper, Principal Architect

Mapping Section Manager

Eric T. Pederson, P.S.

Financial Manager

Steven B. Danner-Rivers

January 7, 2019

NOTICE OF ADDENDUM

ADDENDUM NO. 2

CONTRACT NO. 8292

HAMMERSLEY AVENUE ASSESSMENT DISTRICT – 2018

Revise and amend the contract document(s) for the above project as stated in this addendum, otherwise, the original document shall remain in effect.

SPECIAL PROVISIONS:

DELETE THE 3RD PARAGRAPH OF SECTION 105.12 COOPERATION BY THE CONTRACTOR UNDER HEADING COORDINATION WITH UTILITIES AND REPLACE WITH THE FOLLOWING:

In the event of gas main conflict requiring relocation, City of Madison to notify Shaun Endres-MGE (cell: 608-213-6708, office: 608-252-7224, sendres@mge.com). A minimum of 10 days' notice is required in order to complete diggers hotline one call and obtain necessary permits. Gas main to be assumed live until verified by MGE Representative, West Road King-MGE(608-235-0237).

REPLACE THE ENTIRE SECTION 107.7 MAINTENANCE OF TRAFFIC WITH THE FOLLOWING:

All signing and barricading shall conform to Part VI of the Federal Highways Administrations "Manual on Uniform Traffic Control Devices" (MUTCD), the State of Wisconsin Standard Facilities Development Manual (including Chapter 16 – Standard Detail Drawings) and the City of Madison Standards for sidewalk and bikeway closures.

A traffic control plan is provided in the plan set. The traffic control plan is a schematic representation of the traffic control. It shall not be considered to scale. The contractor shall not use the traffic control plan to represent quantity of drums. Drums shall be spaced per M.U.T.C.D. The contractor shall maintain all lanes shown on the traffic control plan. Accomplish the construction sequence, including the associated traffic control as detailed in the traffic control section of the plans, and as described in this traffic article. Unless detailed in the plans, do not begin or continue any work that closes traffic lanes outside the allowed time periods specified in this article. Submit all traffic control change requests to the construction engineer at least 7 working days prior to an actual traffic control change. A request does not constitute approval.

Traffic Control Phasing

The necessary traffic control phases for the work on Mineral Point Road are shown in the plans. This work shall not exceed more than 76 calendar days. Contractor may complete traffic control phasing in a different sequence to complete the necessary work along Mineral Point Road. Any use of temporary pavement shall be incidental to the Traffic Control bid item. The final surface of asphalt and pavement striping for all lanes along Mineral Point Road may be completed after all phases of work.

Traffic Control Phase 1

One lane of traffic with a minimum width of eleven (11) feet of asphalt shall be maintained in the inside lane on Mineral Point Rd at all times. One lane of traffic with a minimum width of twelve (12) feet of asphalt shall

be maintained in the outside lane on Mineral Point Rd at all times. Holly Avenue shall remain open to allow for right in/right out and left in/left out for the duration of phase 1. East Sunset Court shall remain closed for the duration of phase 1. Westmorland Boulevard (north of Mineral Point Road) shall remain open as a right in and right out when the Contractor is not working directly in the intersection for the duration of phase 1. The Contractor shall maintain the crosswalk along the east side of the Westmorland Boulevard /Mineral Point Road intersection. The crosswalk along the west side of the Westmorland Boulevard/Mineral Point shall be closed. The sidewalk along the north side of Mineral Point Road shall be closed between South Owen Drive and Westmorland Boulevard. The Contractor shall direct pedestrians traveling on the north side heading east to cross at South Owen Drive and cross back on the east side of Westmorland Boulevard. The same route shall be used for pedestrians traveling west. Westmorland Boulevard (south of Mineral Point Road) shall remain open to allow for right in/right out and left in/left out for the duration of phase 1.

Traffic Control Phase 2

One lane of traffic with a minimum width of twelve (12) feet of asphalt shall be maintained in each direction on Mineral Point Rd at all times. Holly Avenue, East Sunset Court and Westmorland Boulevard (north/south of Mineral Point Road) shall remain open to allow for right in/right out the duration of phase 2. The sidewalk along both sides of Mineral Point Road shall remain open.

Traffic Control Phase 3

One lane of traffic with a minimum width of eleven (11) feet of asphalt shall be maintained in the inside lane on Mineral Point Rd at all times. One lane of traffic with a minimum width of twelve (12) feet of asphalt shall be maintained in the outside lane on Mineral Point Rd at all times. Holly Avenue shall remain closed for the duration of phase 3. East Sunset Court and Westmorland Boulevard (north of Mineral Point Road) shall remain open to allow for right in/right out and left in/left out for the duration of phase 3. The crosswalks along the west and east sides of the Westmorland/Mineral Point Road intersection shall remain open. The sidewalk along the south side of Mineral Point Road shall be closed between South Owen Drive and Westmorland Boulevard. The Contractor shall direct pedestrians traveling on the south side heading east to cross at South Owen Drive and cross back at Westmorland Boulevard. The same route shall be used for pedestrians traveling west. Westmorland Boulevard (south of Mineral Point Road) shall remain open as a right in/right out when the contractor is not working directly in the intersection for the duration of phase 3.

Hammersley Ave may be closed at the project limits to through traffic for the duration of the project.

Tubular markers used to separate traffic in opposite directions shall be per WISDOT S.D.D. 15C-11 in all phases. Tubular markers used to shift traffic and placed between traffic operating in the same direction shall be white in color with yellow reflective tape. Double yellow reflective pavement marking tape shall be used whenever tubular markers are being used to separate travel lanes. Yellow four (4) inch reflective pavement marking tape shall be used whenever tubular markers are used to separate a travel lane from a work zone.

Traffic Control shall be measured as a lump sum. Payment for the Traffic Control is full compensation for constructing, assembling, hauling, erecting, re-erecting, maintaining, restoring, and removing non permanent traffic signs, drums, barricades, and similar control devices, including arrow boards, for providing, placing, and maintaining work zone. Maintaining shall include replacing damaged or stolen traffic control devices. Temporary pavement markings, tubular posts and bases and electronic message boards shall be paid for as separate bid items. Traffic control to install temporary or permanent pavement markings shall be included in the Traffic Control Lump Sum Bid Item.

Contractor shall supply all necessary mounting hardware and supports for signing. This shall also include covering and uncovering any conflicting overhead signs during the project. Contractor shall display all signing so as to be easily viewed by all users. Contractor shall mount traffic control on posts or existing poles or drive posts whenever possible. Existing poles may be used with approval of Construction Engineer. Contractor shall inspect traffic control daily to ensure all traffic control remains in place during the project.

The traffic control plan may need to be altered as conditions change in the field or as unexpected conditions


TC-5 & TC-6: Added phase 3 to show inbound inside and outside lane closures. Change outside lane width to 12 feet.

Please acknowledge this addendum on page E1 of the contract documents and/or in Section E: Bidder's Acknowledgement on Bid Express.

Electronic version of these documents can be found on the Bid Express web site at:
<http://www.bidexpress.com>

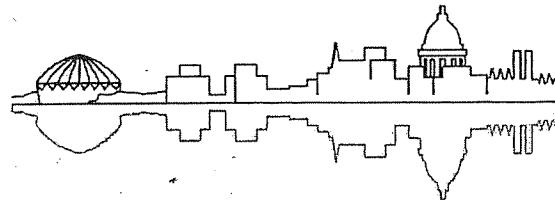
If you are unable to download plan revisions associated with the addendum, please contact the Engineering office at 608-266-4751 receive the material by another route.

Sincerely,

A handwritten signature in black ink, appearing to read "Robert Phillips". The signature is written in a cursive style with large, sweeping loops.

Robert F. Phillips, P.E.
City Engineer

RFP:AJZ



Madison, Wisconsin

CITY OF MADISON

CITY ENGINEERING DIVISION

DEPARTMENT OF PUBLIC WORKS

PLAN OF PROPOSED IMPROVEMENT


REVISION 1/4/19-AJZ
-revise TC page numbers

PUBLIC IMPROVEMENT PROJECT APPROVED


NOVEMBER 20, 2018

BY THE COMMON COUNCIL
OF MADISON, WISCONSIN

PUBLIC IMPROVEMENT DESIGN
APPROVED BY:


City Engineer Date 12/13/18

STREET
DESIGNED BY:



HAMMERSLEY AVENUE ASSESSMENT DISTRICT - 2019

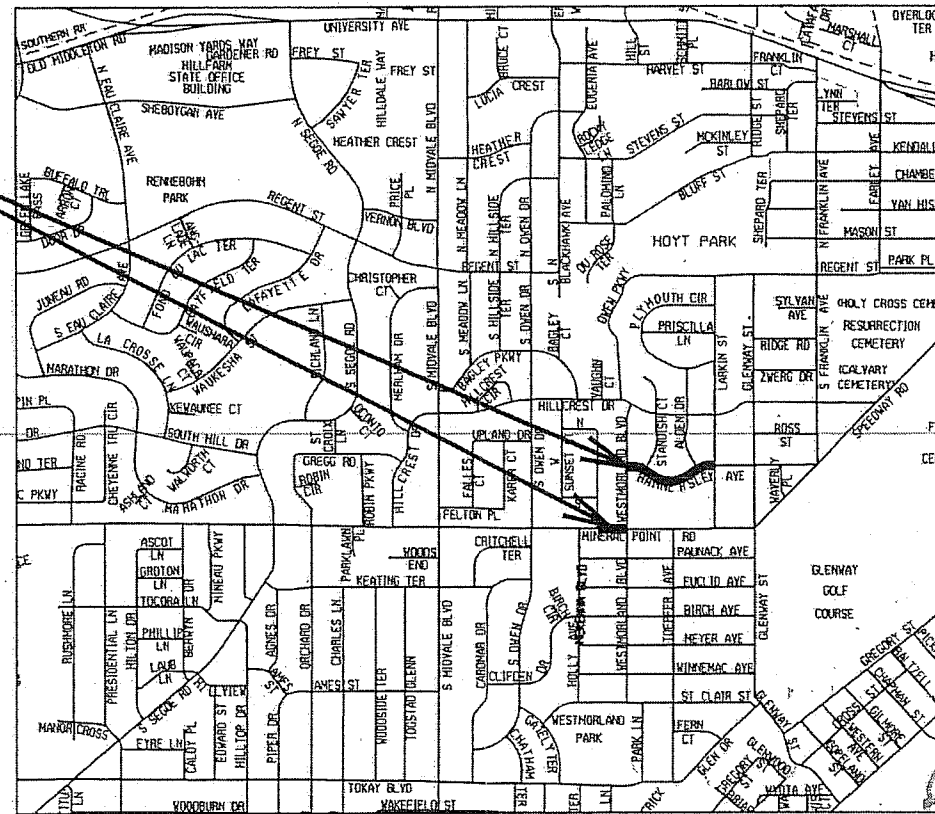
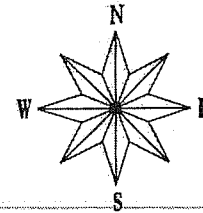
CITY PROJECT NO. 11753

CONTRACT NO. 8292

INDEX OF SHEETS

SHEET NO.	TITLE
SHEET NO. 1	TITLE
SHEET NO. D1-D2	TYPICAL SECTIONS
SHEET NO. D3	MINERAL POINT RD DETAIL
SHEET NO. EC1-EC5	EROSION CONTROL PLANS
SHEET NO. P1-P4	STREET PLAN & PROFILES
SHEET NO. U1-U6	SEWERS PLAN & PROFILES
SHEET NO. U7-U9	SEWER SCHEDULES
SHEET NO. W1-W5	WATER PLAN & PROFILES
SHEET NO. W6-W9	EXISTING WATER SYSTEM IMPACT PLAN
SHEET NO. W10	WATER DETAILS NOTES & ESTIMATE OF MATERIALS
SHEET NO. TC1-TC6	TRAFFIC CONTROL PLANS
SHEET NO. RM1-RM2	PAVEMENT MARKING PLANS
SHEET NO. X1-X6	HAMMERSLEY AVENUE CROSS SECTIONS
SHEET NO. X7	STANDISH COURT CROSS SECTIONS
SHEET NO. X8	ALDEN DRIVE CROSS SECTIONS

PROJECT LOCATION



CONVENTIONAL SIGNS	
FIELD VERIFY ALL UTILITY LOCATIONS	
GAS	G
STORM SEWER	ST
SANITARY SEWER	SAN
WATER	W
OVERHEAD ELECTRIC	OH
POWER POLE	□

NOTES:


ALL GUTTERS SHALL DRAIN WITH A MINIMUM GRADE OF 0.50% TOWARD STORM SEWER INLETS.

SIDEWALK RAMPS AND CURB THRU SIDEWALK RAMPS SHALL HAVE A MAXIMUM SLOPE OF 1" PER 12". SIDEWALK AND CURB RAMPS SHALL BE CONSTRUCTED WITH A SIDE SLOPE OF 2.00%. SIDEWALK SHALL HAVE A MINIMUM LONGITUDINAL SLOPE OF 0.50% AND A MAXIMUM LONGITUDINAL SLOPE OF 5.00%


EARTH WORK SUMMARY:

EXCAVATION CUT (MEASURED PLAN QUANTITY).....	2,250 C.Y.
ESTIMATED UNDISTRIBUTED UNDERCUT.....	250 C.Y.
TOTAL UNCLASSIFIED EXCAVATION, CUT.....	2,500 C.Y.


PAVEMENT MARKING &
TRAFFIC CONTROL
DESIGNED BY:




SANITARY SEWER
DESIGNED BY:



WATER MAIN
DESIGNED BY:



STORM SEWER
DESIGNED BY:



PLOT SCALE:

PLOT NAME:

REV. DATE:

ORIGINATOR: CITY OF MADISON, STREETS DIVISION

APPENDUM 2

TYPICAL SECTIONS
HAMMERSLEY AVE
STANDISH CT
ALDEN DR

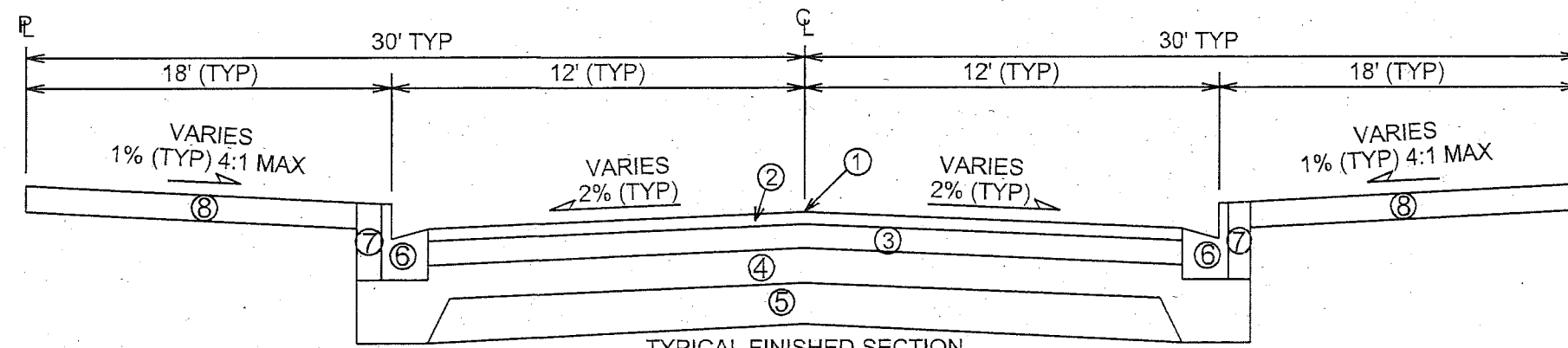
CITY OF MADISON

REVISION 1/4/19-AJZ
-change upper & lower
pavement type to 4 LT

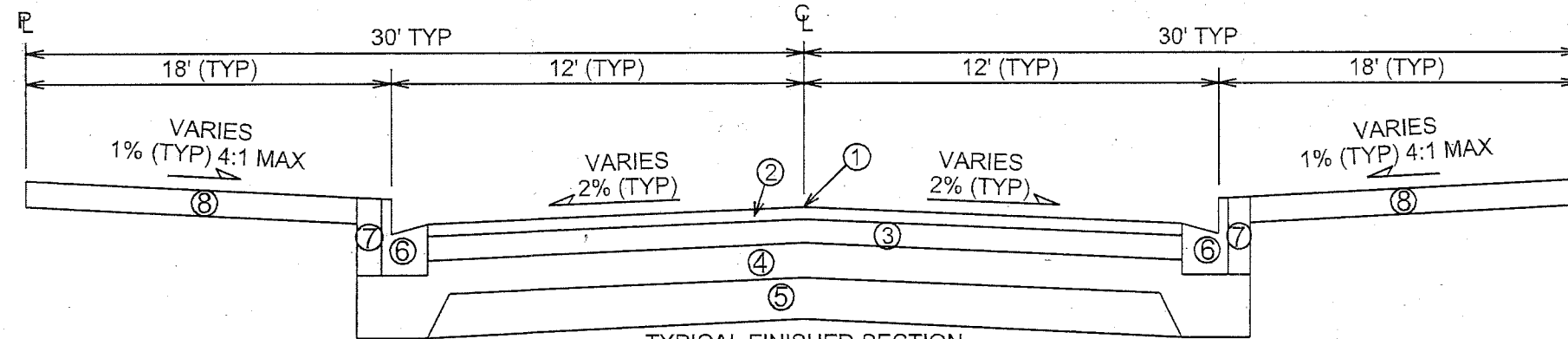
- ① POINT REFERRED TO ON PROFILE.
- ② 1 3/4" HMA UPPER LAYER, 4 LT 58-28 S
- ③ 1 3/4" HMA LOWER LAYER, 4 LT 58-28 S
- ④ 6" GRADATION 2 CRUSHED STONE
- ⑤ 6" GRADATION 1 CRUSHED STONE
- ⑥ TYPE 'A' OR 'X' CONCRETE CURB & GUTTER
- ⑦ FILL, INCIDENTAL
- ⑧ 6" TOPSOIL, TERRACE SEED AND EROSION MAT

GENERAL NOTES:

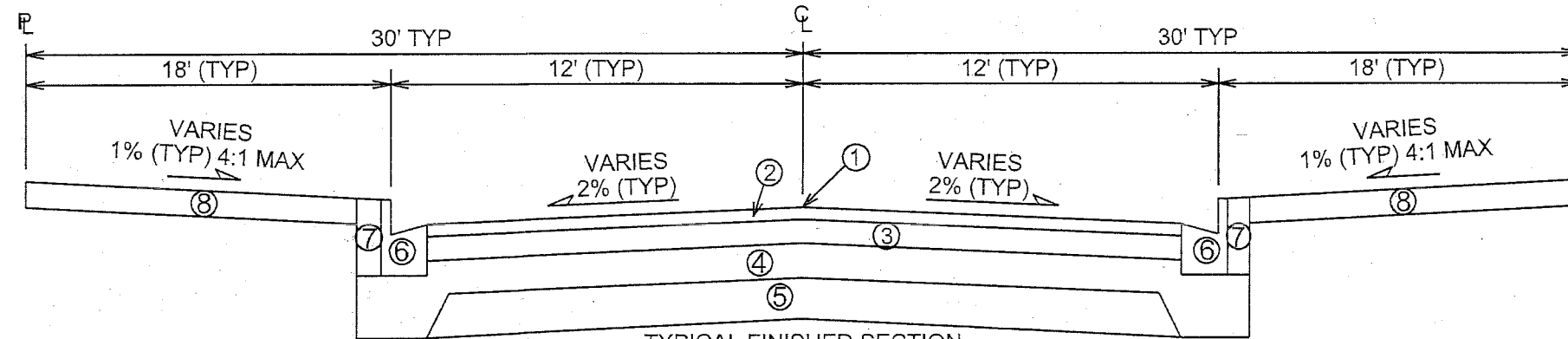
1. SEE CROSS SECTION SHEETS FOR CROSS SLOPES AND TOP OF CURB ELEVATIONS.
2. TYPICAL SECTIONS NOT TO SCALE.
3. TYPICAL TRANSITION BETWEEN TYPE 'A' AND TYPE 'X' CURBS SHALL BE 6' IN LENGTH UNLESS OTHERWISE NOTED. CONFIRM DRAINAGE ALONG CURB TRANSITIONS.
4. ALL CURB & GUTTER IS TO BE PAID AS TYPE 'A' UNLESS NOTED OTHERWISE. HAND FORM CURB AND GUTTER IS ONLY TO BE PAID WHEN DIRECTED BY THE ENGINEER TO MINIMIZE DISTURBANCE AROUND EXISTING TREE LOCATIONS.



TYPICAL FINISHED SECTION
HAMMERSLEY AVENUE
STA 201+05 TO STA 210+03



TYPICAL FINISHED SECTION
STANDISH COURT
STA 300+50 TO STA 301+75



TYPICAL FINISHED SECTION
ALDEN DRIVE
STA 400+50 TO STA 401+35

PLOT SCALE:

PLOT NAME:

REV. DATE:

ORIGINATOR: CITY OF MADISON, STREETS DIVISION

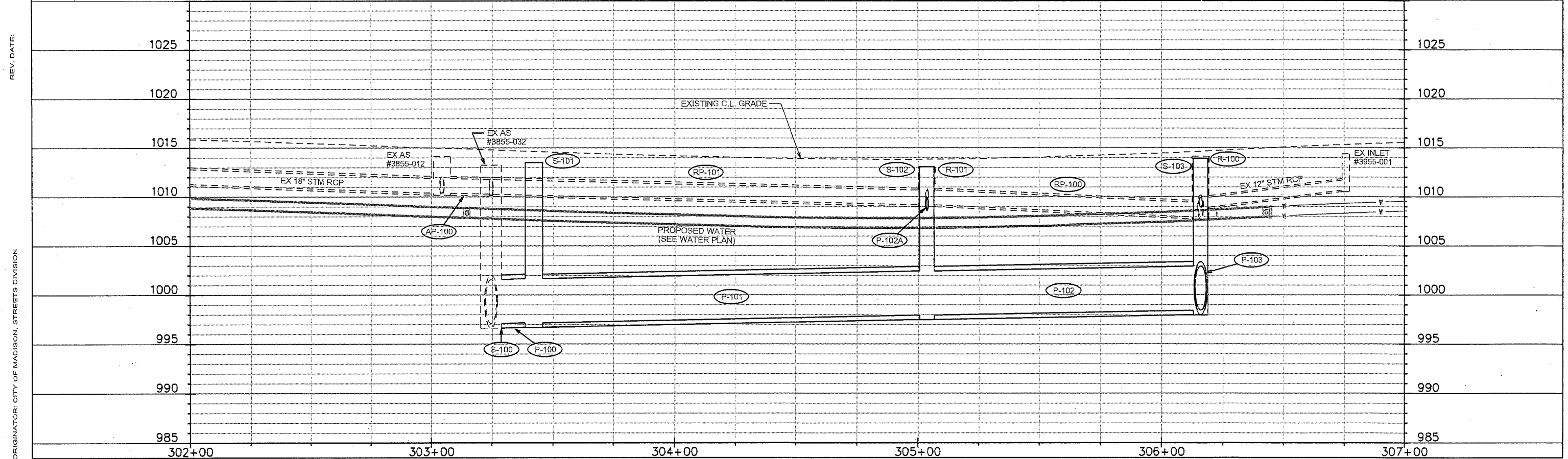
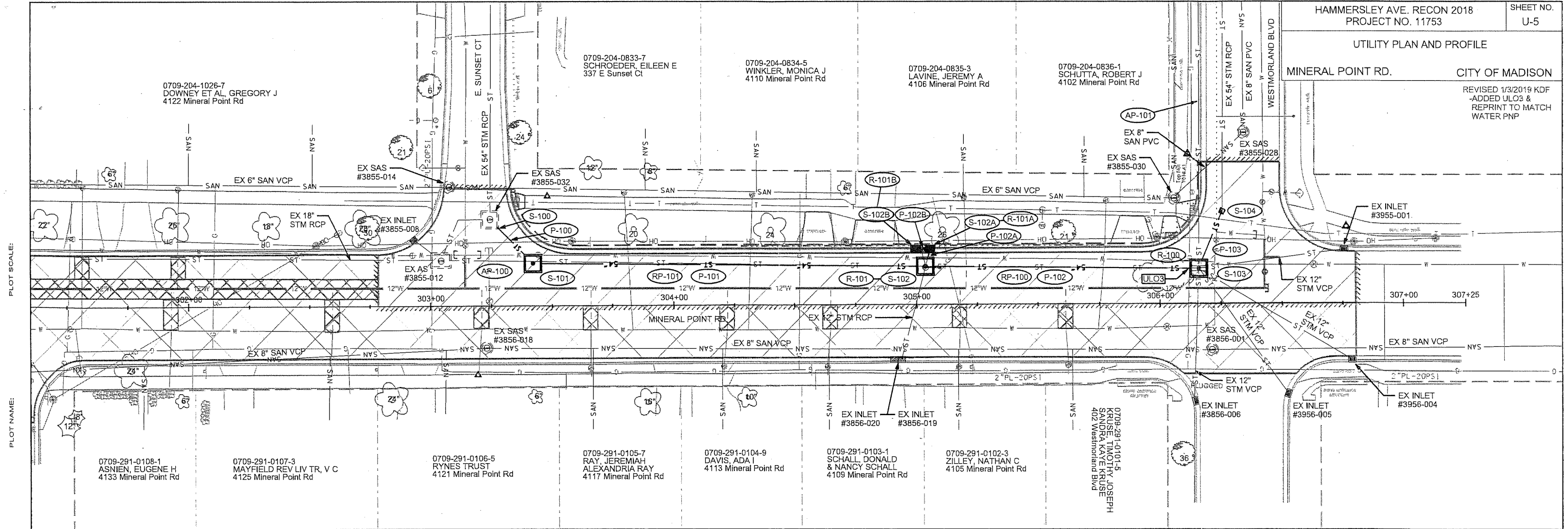
ADDENDUM 2

UTILITY PLAN AND PROFILE

MINERAL POINT RD. CITY OF MADISON

REVISED 1/3/2019 KDF
-ADDED ULO3 &
REPRINT TO MATCH
WATER PNP

ADDENDUM 2



PLOT SCALE:

PLOT NAME:

REV. DATE:

ORIGINATOR: CITY OF MADISON, STREETS DIVISION

UTILITY PLAN AND PROFILE
STORM EASEMENT CITY OF MADISON

REVISED 1/3/2019 KDF
-REMOVED "SAVE TREE, IF POSSIBLE" LABEL FROM PLAN
-ADDED TEXT NOTE

0709-213-1508-6
LEE, MIKYUNG
245 Standish Ct

0709-213-1507-8
BRUCKNER, LUKE
239 Standish Ct

0709-213-1509-4
SCHAFER, RICHARD
HEIDI SCHWEIZER
4012 Hammersley Ave

0709-213-1708-2
BECKER, KATHARINE E
4015 Hammersley Ave

0709-213-1707-4
KRANZ, MELANIE
4009 Hammersley Ave

0709-213-1706-6
FLANIGAN, BEVERLY J
4003 Hammersley Ave

0709-213-1510-1
CHO, ERIN
4002 Hammersley Ave

0709-213-1513-5
SWANSON, ANNE B
238 Alden Dr

0709-213-1727-2
CITY OF MADISON POLICE
MID TOWN STATION
4020 Mineral Point Rd

A PIPE STUB WAS INSTALLED FROM EX AS #2 UNDER EXISTING FENCE TO ALLOW FOR CONNECTION TO PIPE WITHOUT DISTURBING FENCE. ANY WORK TO PROTECT FENCE OR TO REPLACE DAMAGED FENCE, SHALL BE AT CONTRACTORS EXPENSE

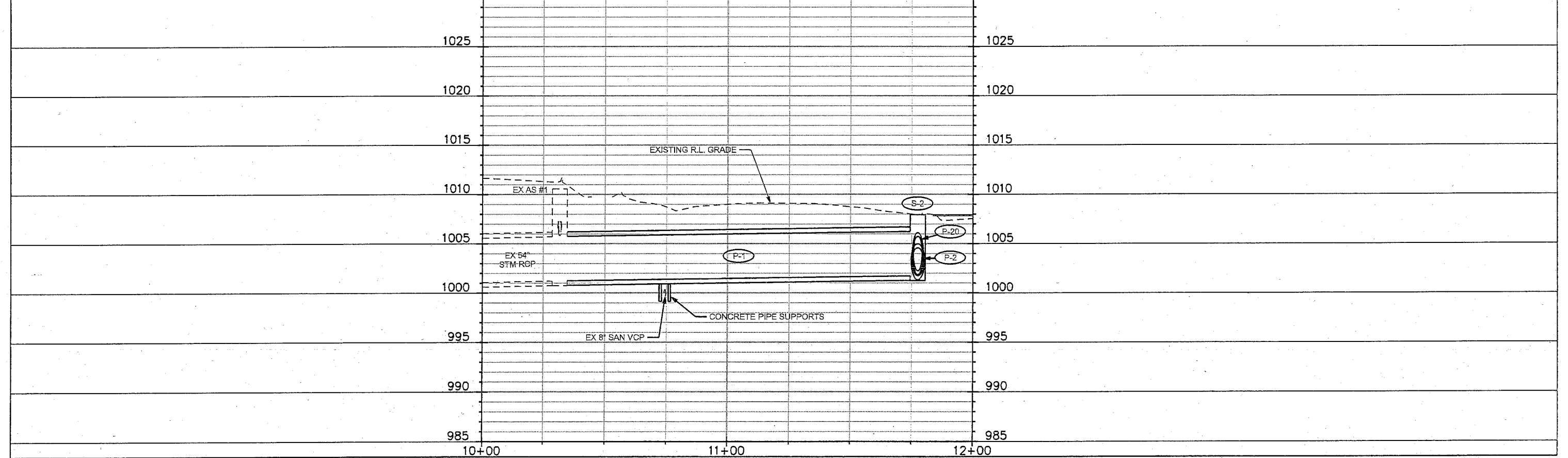
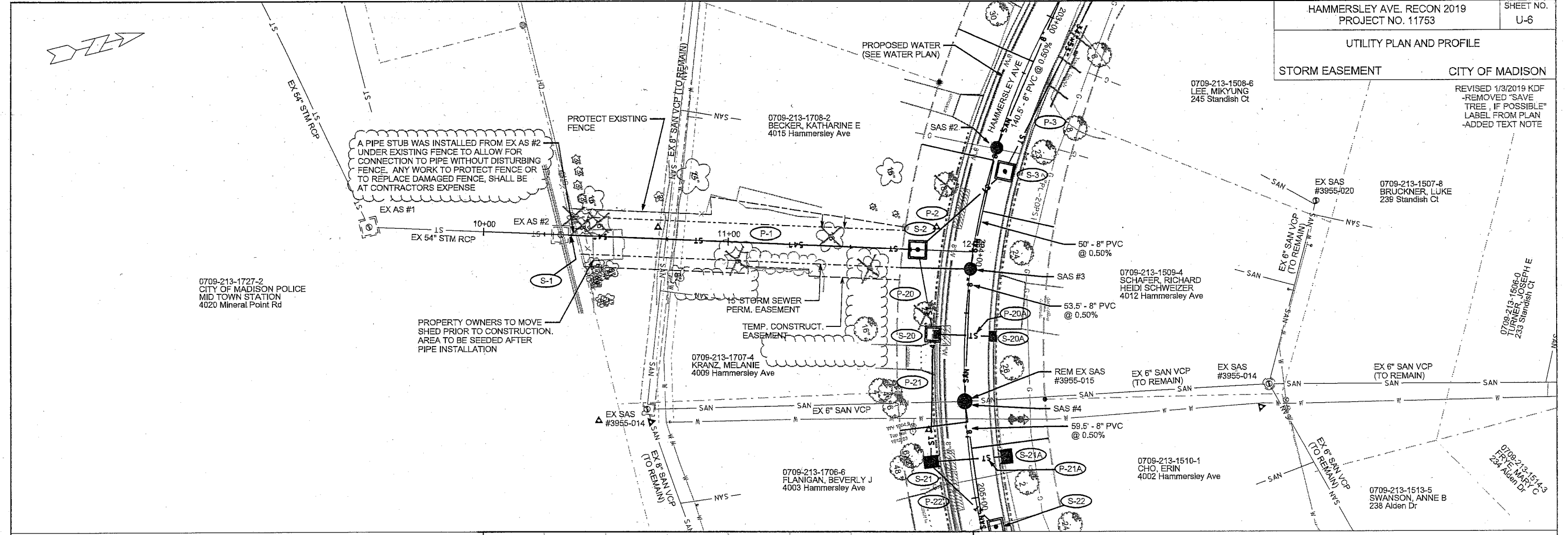
PROPERTY OWNERS TO MOVE SHED PRIOR TO CONSTRUCTION. AREA TO BE SEEDD AFTER PIPE INSTALLATION

PROTECT EXISTING FENCE

TEMP. CONSTRUCT. EASEMENT

15' STORM SEWER PERM. EASEMENT

PROPOSED WATER (SEE WATER PLAN)



PLOT SCALE:

PLOT NAME:

REV. DATE:

ORIGINATOR: CITY OF MADISON, STREETS DIVISION

ADDENDUM 2

STORM SEWER SCHEDULE

*REVISED 12/18/2018 KDF

HAMMERSLEY AVE. RECON 2019 PROJECT NO. 11753	SHEET NO. U-9
STORM SEWER SCHEDULE	
CITY OF MADISON	

REMOVE STORM STRUCTURES

STRUC. NO.	ID NO.	STATION	LOCATION (OFFSET)	TYPE	NOTES
MINERAL POINT RD					
R-100	AS 3855-001	306+15.85	LT-14.25	5X7 SAS	-
R-101	AS 3855-007	305+03.65	LT-15.45	5X7 SAS	-
R-101A	IN 3855-009	305+05.65	LT-22.25	INLET	-
R-101B	IN 3855-010	305+01.85	LT-22.25	INLET	-
HAMMERSLEY AVE					
R-1	IN 3955-012	209+42.50	RT-11.00	INLET	-

REMOVE STORM PIPES

REMOVE NO.	REMOVE FROM	REMOVE TO	LGTH (FT)	PIPE SIZE	PIPE TYPE	PAID (Y/N)	NOTES
MINERAL POINT RD							
RP-100	R-100	R-101	105	18"	RCP	N	-
RP-101	R-101	S-101	170	18"	RCP	N	-

STORM SEWER ULOs

ULO NO.	STATION	LOCATION (OFFSET)	TYPE	TOP ELEV.	NOTES
HAMMERSLEY AVE					
ULO1	202+41.60	LT-24.30	GAS	-	-
ULO2	205+90.90	LT-8.20	GAS	-	-
MINERAL POINT RD					
* ULO3	306+11.85	LT-14.25	GAS	-	-

ABANDON STORM PIPES

ABAN NO.	ABAN FROM	ABAN TO	LGTH (FT)	PIPE SIZE	PIPE TYPE	NOTES
MINERAL POINT RD						
AP-100	S-101	AS 3855-012	27.0	18"	RCP	W/ SLURRY
AP-101	IN 3855-034	AS 3855-001	260	24"	RCP	[1], W/ PLUGS

* 4 ADDITIONAL UNDISTRIBUTED ULO'S

SPECIFIC NOTES

[1] PIPE PLIGS TO BE PAID FOR UNDER BID ITEM 20336

STANDARD NOTES:

- ABBREVIATIONS: AE = APRON ENDWALL; RCP = REINFORCED CONCRETE PIPE; HERCP = HORIZONTAL ELLIPTICAL REINFORCED CONCRETE PIPE; DNA = DOES NOT APPLY; SAS = SEWER ACCESS STRUCTURE; LP = LOW POINT INLET STRUCTURE; FP = FIELD POURED STRUCTURE; TR = TOP OF CONCRETE ROOF; NCM = NO CROWN MATCH FOR PIPES; UD = UNDERDRAIN
- APPROXIMATE DISCHARGE E.I. GIVEN, ADJUST E.I. AND PIPE SLOPE IN THE FIELD.
- TOP OF CASTING GRADE GIVEN IS THE TOP OF CURB FOR INLET STRUCTURES AND THE FLOWLINE OF THE CLOSED CASTING FOR SAS'S.
- TOP OF CONCRETE ROOF (TR) IS 1.25' BELOW TOP OF CASTING UNLESS OTHERWISE NOTED.
- ALL REINFORCED CONCRETE PIPES TO BE CLASS III UNLESS OTHERWISE NOTED.
- SURVEYOR TO CONFIRM THAT ALL INLET STATION / OFFSETS LINE UP WITH PROPOSED CURB AND GUTTER.
- ALL STRUCTURES CALLED OUT AS FIELD POURED SHALL BE FIELD POURED. ALL OTHER STRUCTURES (NOT INDICATED AS FIELD POURED) SHALL BE SUBMITTED TO CITY ENGINEERING FOR APPROVAL IF PRECAST STRUCTURES ARE PREFERRED. CONTACT KYLE OF CITY ENGINEERING AT (608) 266-4098 FOR PRECAST APPROVALS, FAX SHOP DRAWINGS TO (608)264-9275, OR EMAIL SHOP DRAWINGS TO KFRANK@CITYOFMADISON.COM.

Addendum 2

APPENDUM 2

LEGEND	
	Sign
	Traffic Flow
	Arrow Board
	Work Zone
	Barricade
	Pavement Marking Removal
	Tubular Marker
	Lighted Barrels
	Barrels

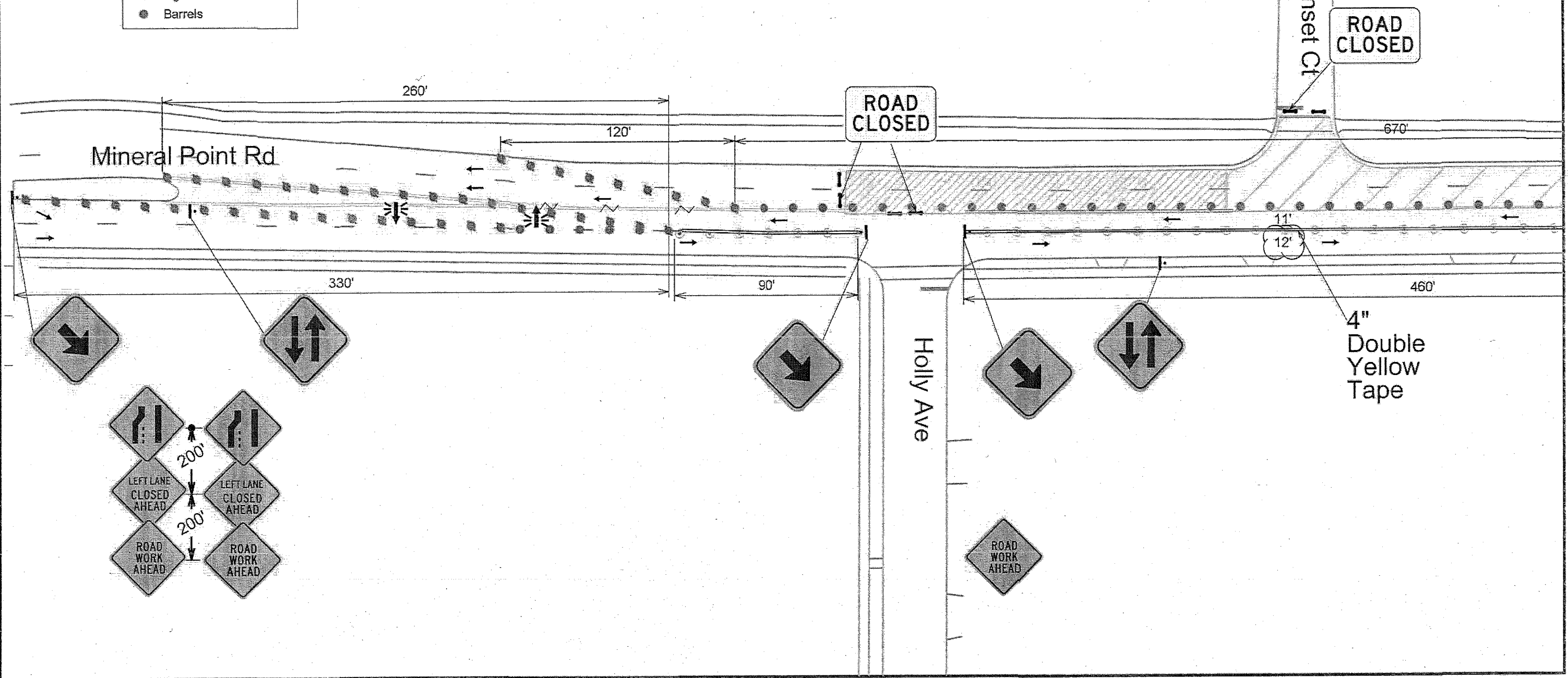


PLOT SCALE:

PLOT NAME:

REV. DATE:

ORIGINATOR: CITY OF MADISON, TRAFFIC ENG. DIV.



ADDENDUM 2

LEGEND	
	Sign
	Traffic Flow
	Arrow Board
	Work Zone
	Barricade
	Pavement Marking Removal
	Tubular Marker
	Lighted Barrels
	Barrels

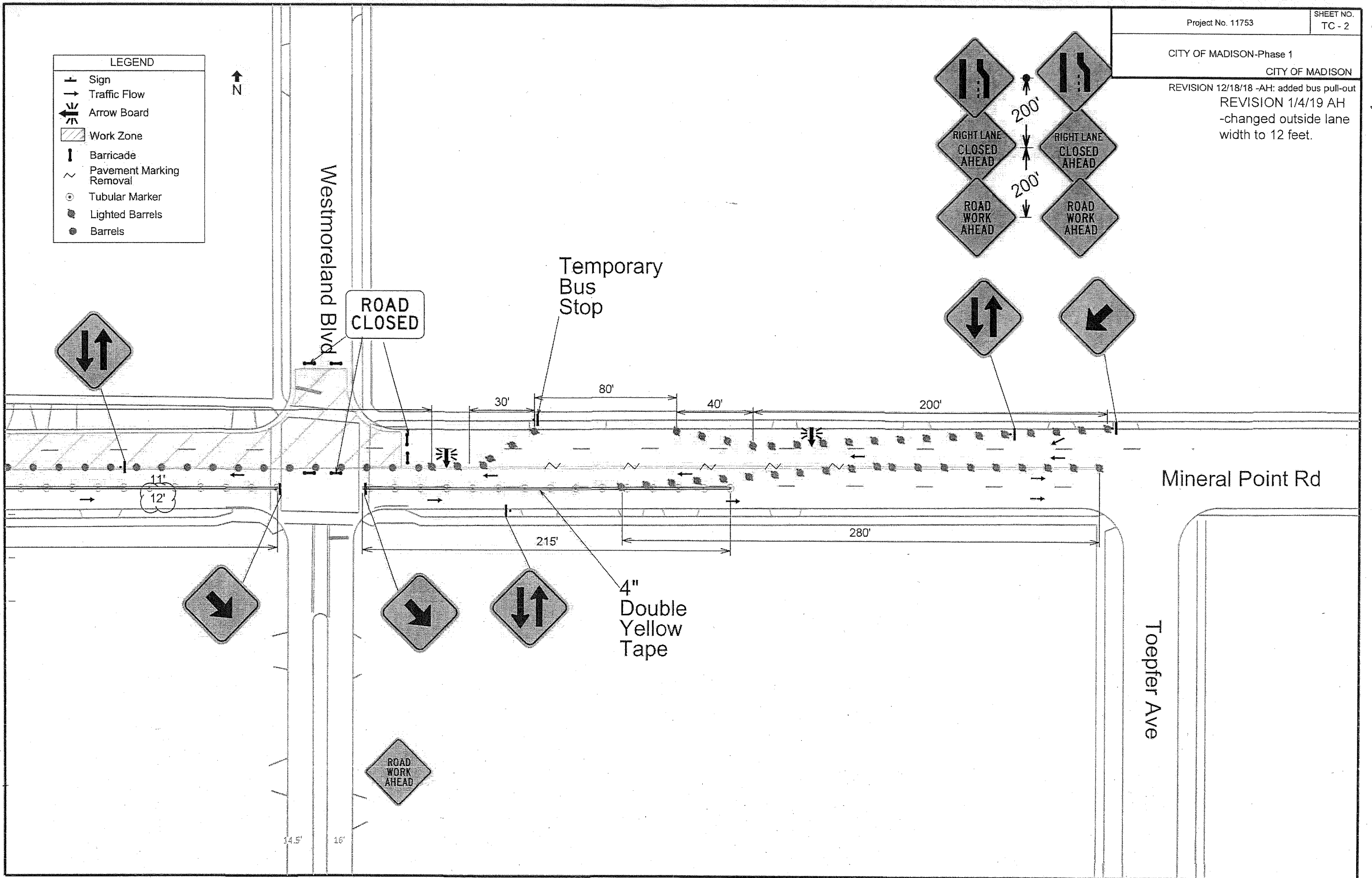


PLOT SCALE:

PLOT NAME:

REV. DATE:

ORIGINATOR: CITY OF MADISON, TRAFFIC ENG. DIV.



REVISION 1/4/19 AH
-changed phase 2 to show inbound & outbound inside lanes closed

LEGEND	
	Sign
	Traffic Flow
	Arrow Board
	Work Zone
	Barricade
	Pavement Marking Removal
	Tubular Marker
	Lighted Barrel
	Barrel

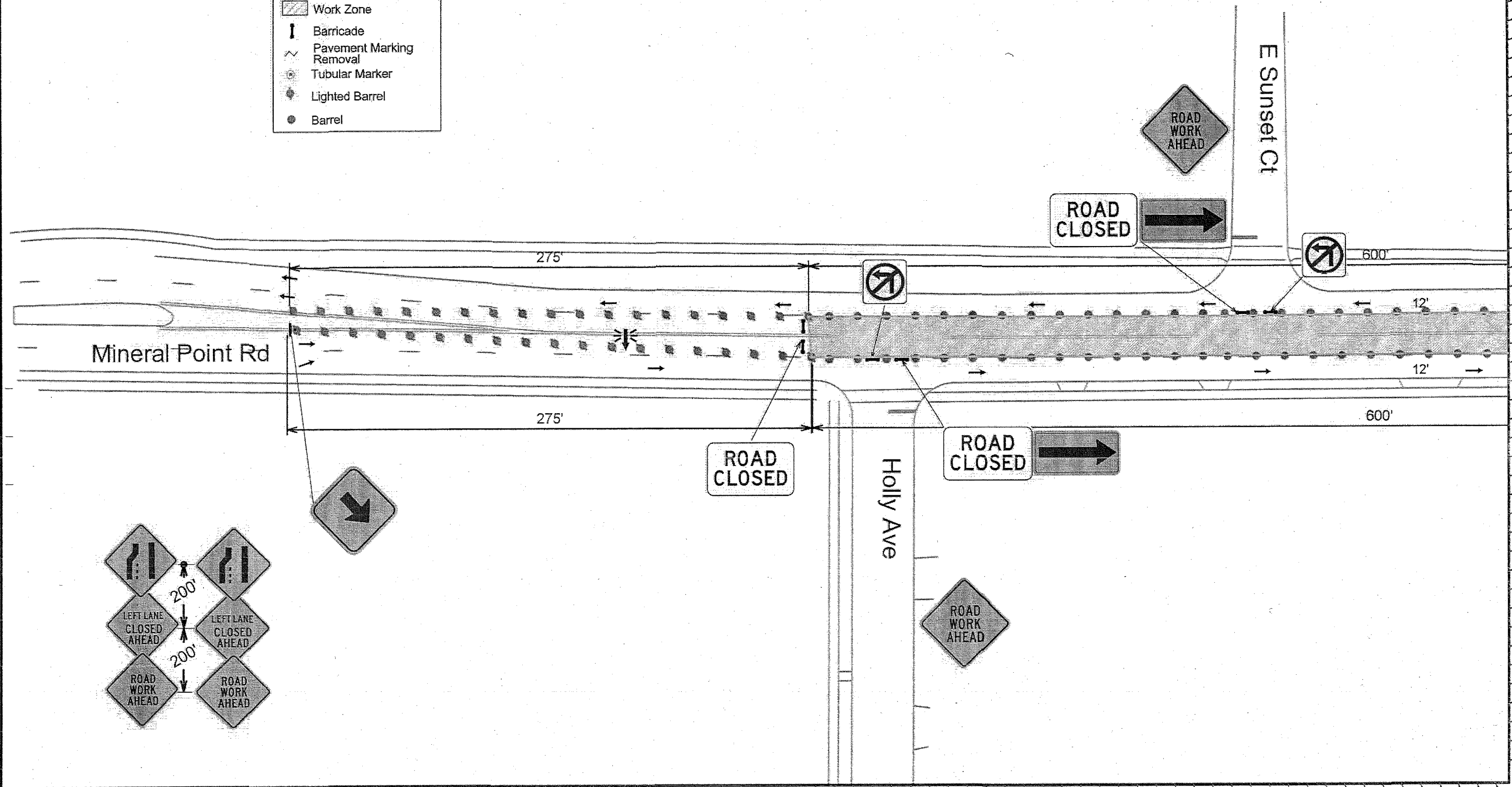


PLOT SCALE:

PLOT NAME:

REV. DATE:

ORIGINATOR: CITY OF MADISON, TRAFFIC ENG. DIV.



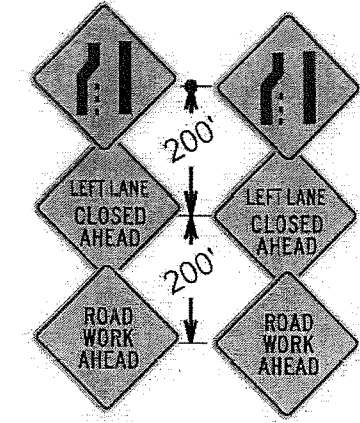
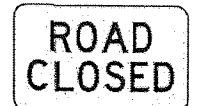
ADDENDUM 2

REVISION 1/4/19 AH
-changed phase 2 to show inbound & outbound inside lanes closed

LEGEND	
	Sign
	Traffic Flow
	Arrow Board
	Work Zone
	Barricade
	Pavement Marking Removal
	Tubular Marker
	Lighted Barrel
	Barrel



Westmoreland Blvd




240'

175'

240'

Mineral Point Rd



Toepfer Ave

PLOT SCALE:

PLOT NAME:

REV. DATE:

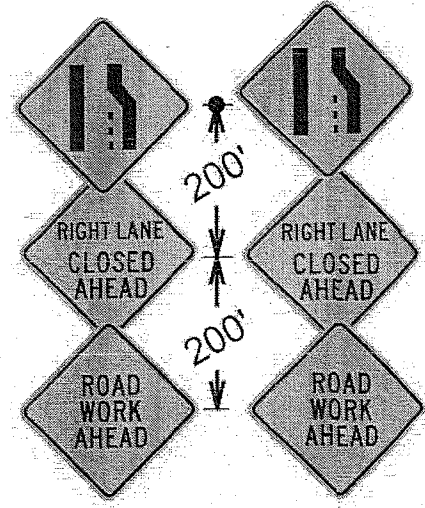
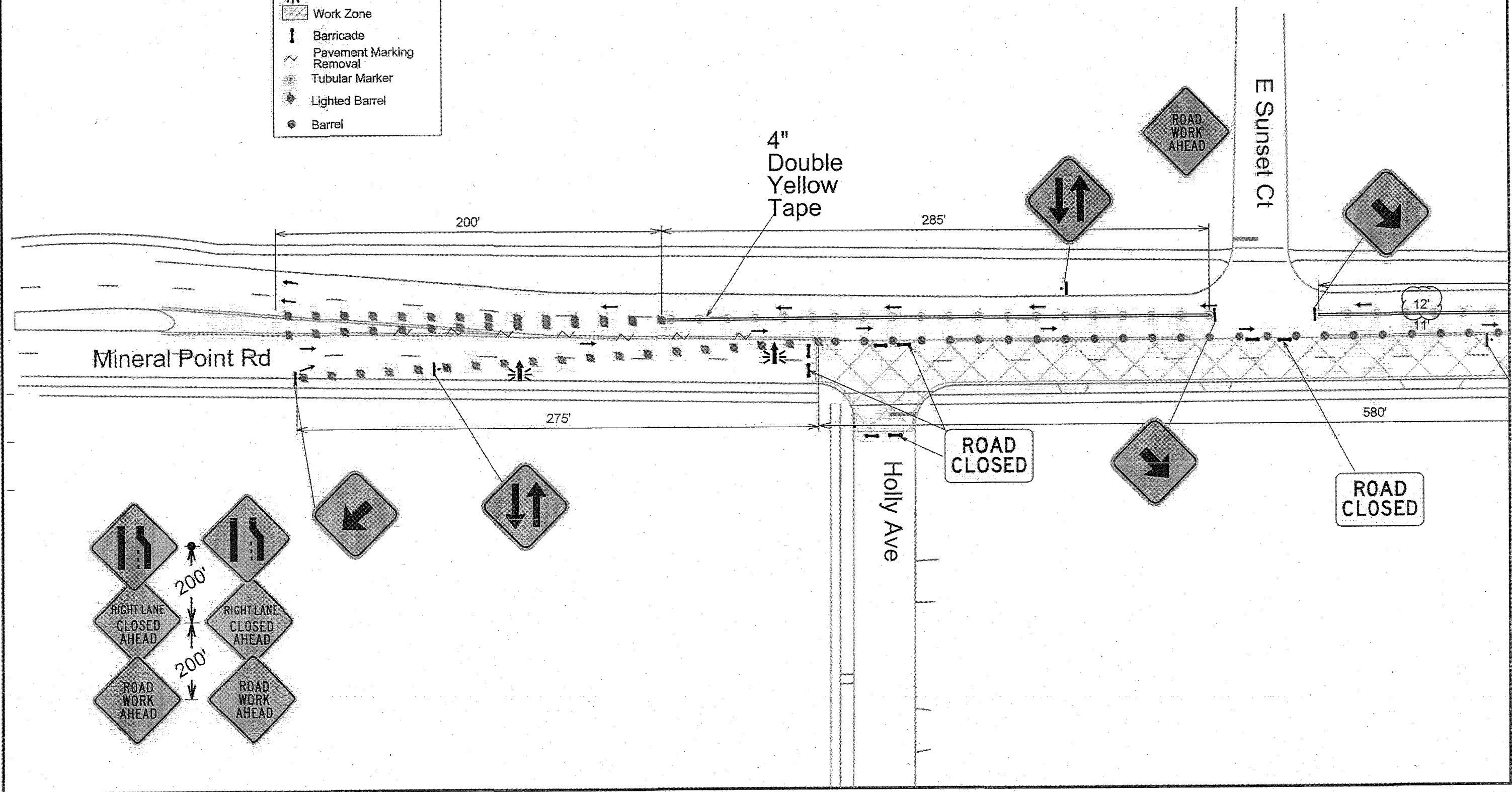
ORIGINATOR: CITY OF MADISON, TRAFFIC ENG. DIV.

APPENDUM 2

REVISION 1/4/19 AH
-added phase 3
-changed outside lane width to 12 feet.

ADDENDUM 3

LEGEND	
	Sign
	Traffic Flow
	Arrow Board
	Work Zone
	Barricade
	Pavement Marking Removal
	Tubular Marker
	Lighted Barrel
	Barrel



PLOT SCALE:

PLOT NAME:

REV. DATE:

ORIGINATOR: CITY OF MADISON, TRAFFIC ENG. DIV.

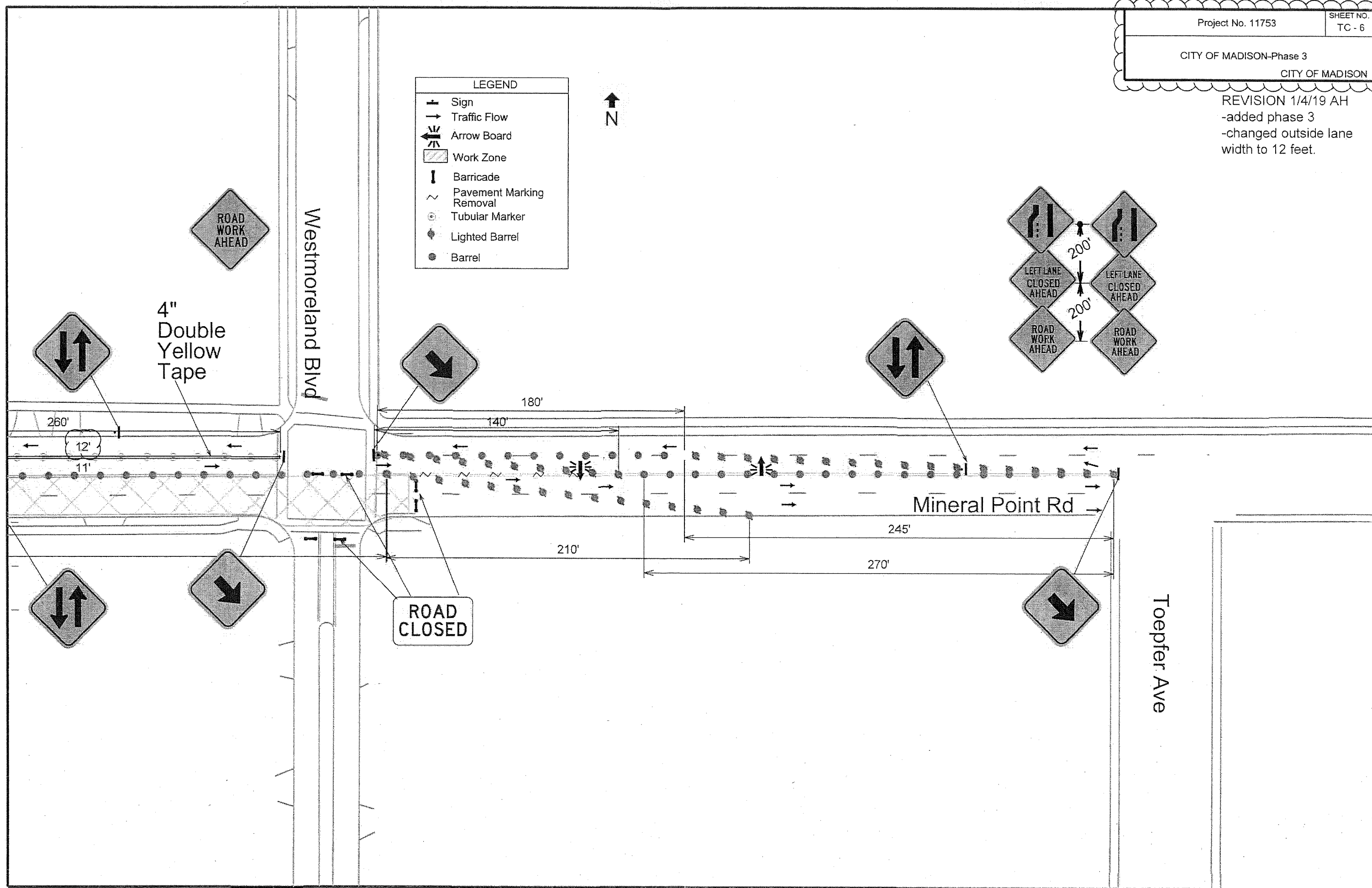
REVISION 1/4/19 AH
-added phase 3
-changed outside lane width to 12 feet.

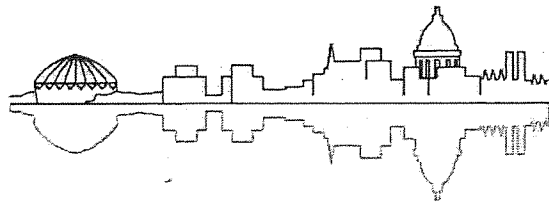
ADDENDUM 2

LEGEND	
	Sign
	Traffic Flow
	Arrow Board
	Work Zone
	Barricade
	Pavement Marking Removal
	Tubular Marker
	Lighted Barrel
	Barrel



PLOT SCALE: _____
PLOT NAME: _____
REV. DATE: _____
ORIGINATOR: CITY OF MADISON, TRAFFIC ENG. DIV.





Madison, Wisconsin

CITY OF MADISON

CITY ENGINEERING DIVISION

DEPARTMENT OF PUBLIC WORKS

PLAN OF PROPOSED IMPROVEMENT

HAMMERSLEY AVENUE ASSESSMENT DISTRICT - 2019

CITY PROJECT NO. 11753


CONTRACT NO. 8292

PUBLIC IMPROVEMENT PROJECT APPROVED


NOVEMBER 20, 2018

BY THE COMMON COUNCIL
OF MADISON, WISCONSIN


PUBLIC IMPROVEMENT DESIGN
APPROVED BY:


City Engineer Date 12/13/18

STREET
DESIGNED BY:




SANITARY SEWER
DESIGNED BY:




PAVEMENT MARKING &
TRAFFIC CONTROL
DESIGNED BY:



WATER MAIN
DESIGNED BY:



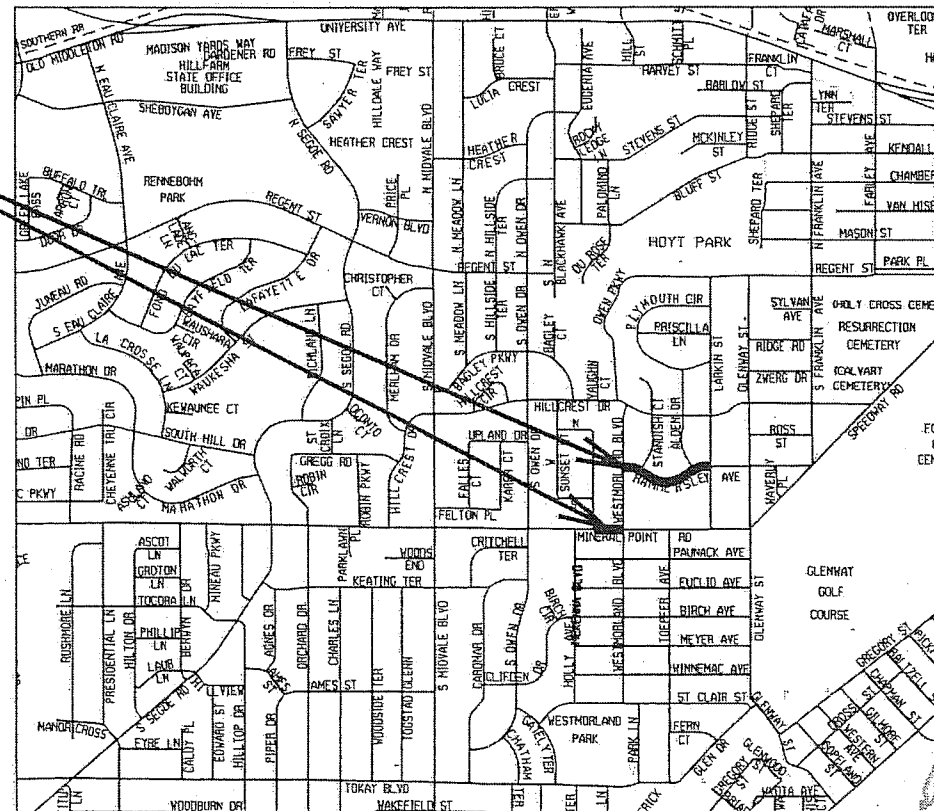
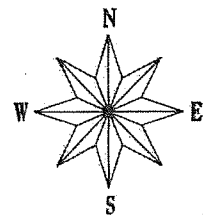
STORM SEWER
DESIGNED BY:



INDEX OF SHEETS

SHEET NO.	TITLE
1	TITLE
D1-D2	TYPICAL SECTIONS
D3	MINERAL POINT RD DETAIL
EG1-EG5	EROSION CONTROL PLANS
P1-P4	STREET PLAN & PROFILES
U1-U6	SEWERS PLAN & PROFILES
U7-U9	SEWER SCHEDULES
W1-W5	WATER PLAN & PROFILES
W6-W9	EXISTING WATER SYSTEM IMPACT PLAN
W10	WATER DETAILS/NOTES/ESTIMATE OF MATERIALS
TC1-TC4	TRAFFIC CONTROL PLANS
PM1-PM2	PAVEMENT MARKING PLANS
X1-X6	HAMMERSLEY AVENUE CROSS SECTIONS
X7	STANDISH COURT CROSS SECTIONS
X8	ALDEN DRIVE CROSS SECTIONS

PROJECT LOCATION



CONVENTIONAL SIGNS	
FIELD VERIFY ALL UTILITY LOCATIONS	
GAS	G
STORM SEWER	ST
SANITARY SEWER	SAN
WATER	W
OVERHEAD ELECTRIC	OH
POWER POLE	□

NOTES:

ALL GUTTERS SHALL DRAIN WITH A MINIMUM GRADE OF 0.50% TOWARD STORM SEWER INLETS.

SIDEWALK RAMPS AND CURB THRU SIDEWALK RAMPS SHALL HAVE A MAXIMUM SLOPE OF 1" PER 12". SIDEWALK AND CURB RAMPS SHALL BE CONSTRUCTED WITH A SIDE SLOPE OF 2.00%. SIDEWALK SHALL HAVE A MINIMUM LONGITUDINAL SLOPE OF 0.50% AND A MAXIMUM LONGITUDINAL SLOPE OF 5.00%.

EARTH WORK SUMMARY:

EXCAVATION CUT (MEASURED PLAN QUANTITY).....	2,250 C.Y.
ESTIMATED UNDISTRIBUTED UNDERCUT.....	250 C.Y.
TOTAL UNCLASSIFIED EXCAVATION CUT.....	2,500 C.Y.

PLOT SCALE:

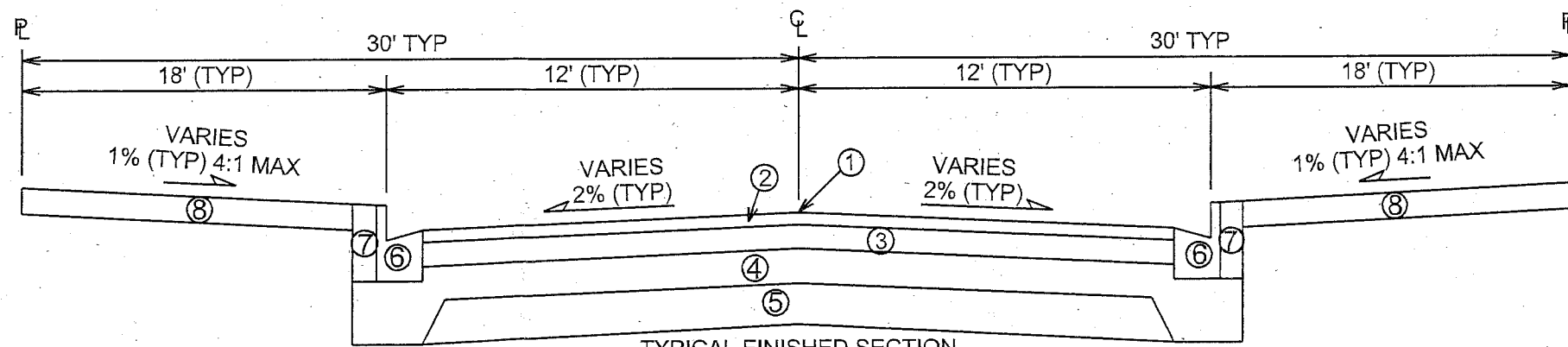
PLOT NAME:

REV. DATE:

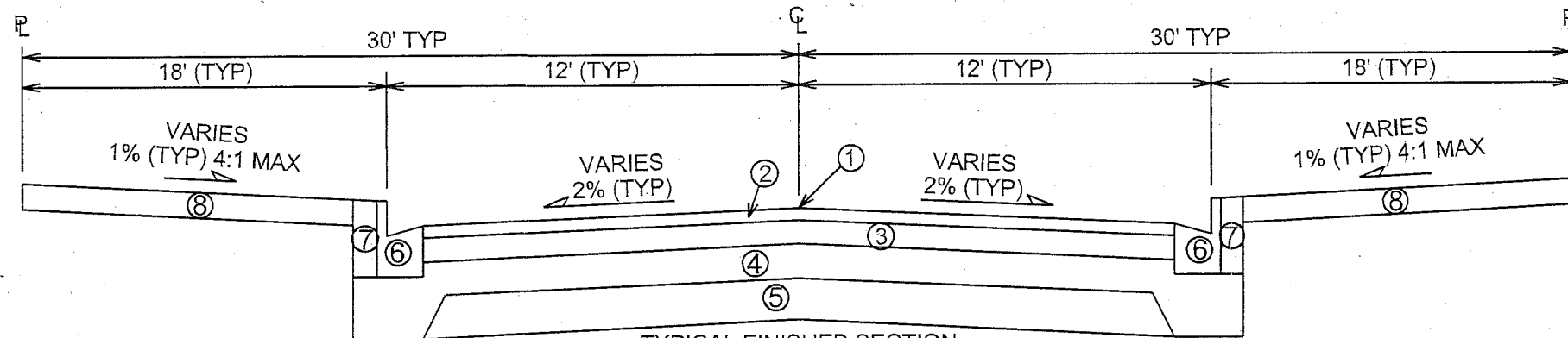
ORIGINATOR: CITY OF MADISON, STREETS DIVISION

ORIGINAL A-2

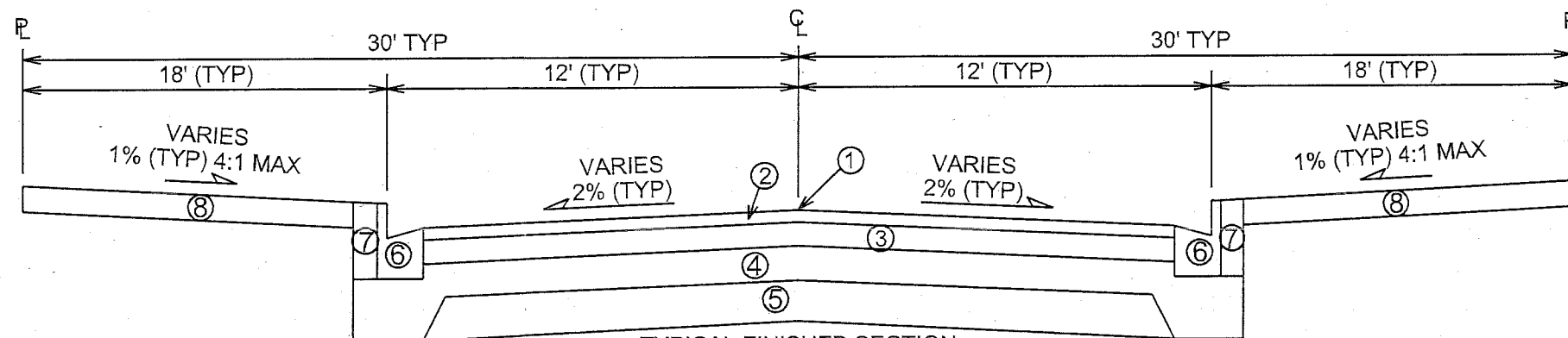
Original A-2



TYPICAL FINISHED SECTION
HAMMERSLEY AVENUE
STA 201+05 TO STA 210+03



TYPICAL FINISHED SECTION
STANDISH COURT
STA 300+50 TO STA 301+75



TYPICAL FINISHED SECTION
ALDEN DRIVE
STA 400+50 TO STA 401+35

- ① POINT REFERRED TO ON PROFILE
- ② 1 3/4" HMA UPPER LAYER, 3 LT 58-28 S
- ③ 1 3/4" HMA LOWER LAYER, 3 LT 58-28 S
- ④ 6" GRADATION 2 CRUSHED STONE
- ⑤ 6" GRADATION 1 CRUSHED STONE
- ⑥ TYPE 'A' OR 'X' CONCRETE CURB & GUTTER
- ⑦ FILL, INCIDENTAL
- ⑧ 6" TOPSOIL, TERRACE SEED AND EROSION MAT

GENERAL NOTES:

1. SEE CROSS SECTION SHEETS FOR CROSS SLOPES AND TOP OF CURB ELEVATIONS.
2. TYPICAL SECTIONS NOT TO SCALE.
3. TYPICAL TRANSITION BETWEEN TYPE 'A' AND TYPE 'X' CURBS SHALL BE 6' IN LENGTH UNLESS OTHERWISE NOTED. CONFIRM DRAINAGE ALONG CURB TRANSITIONS.
4. ALL CURB & GUTTER IS TO BE PAID AS TYPE 'A' UNLESS NOTED OTHERWISE. HAND FORM CURB AND GUTTER IS ONLY TO BE PAID WHEN DIRECTED BY THE ENGINEER TO MINIMIZE DISTURBANCE AROUND EXISTING TREE LOCATIONS.

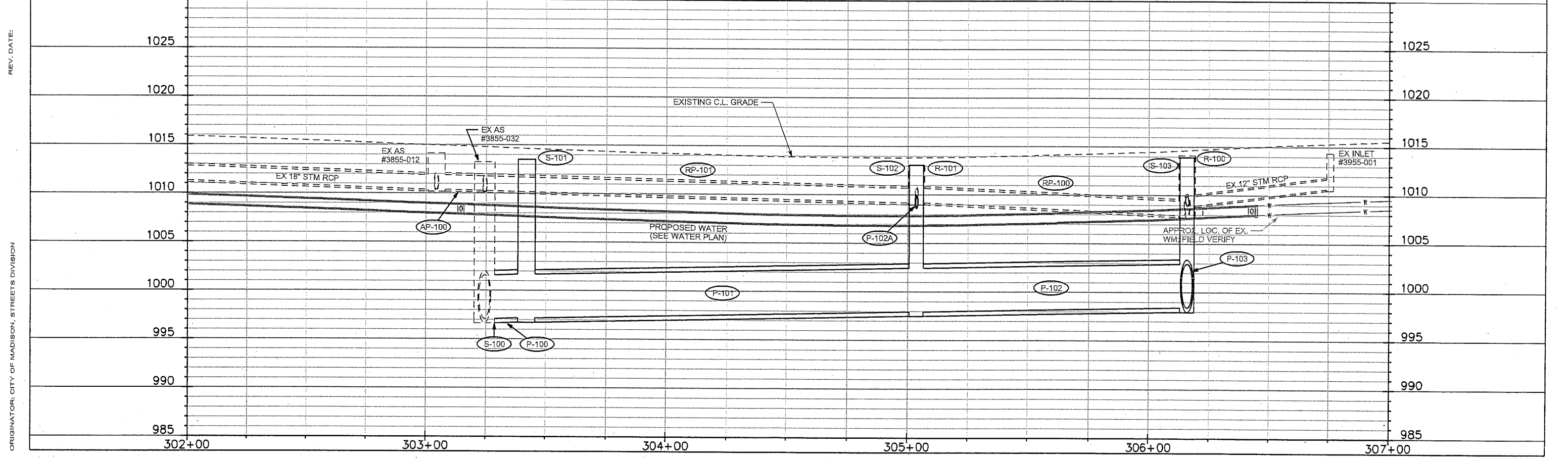
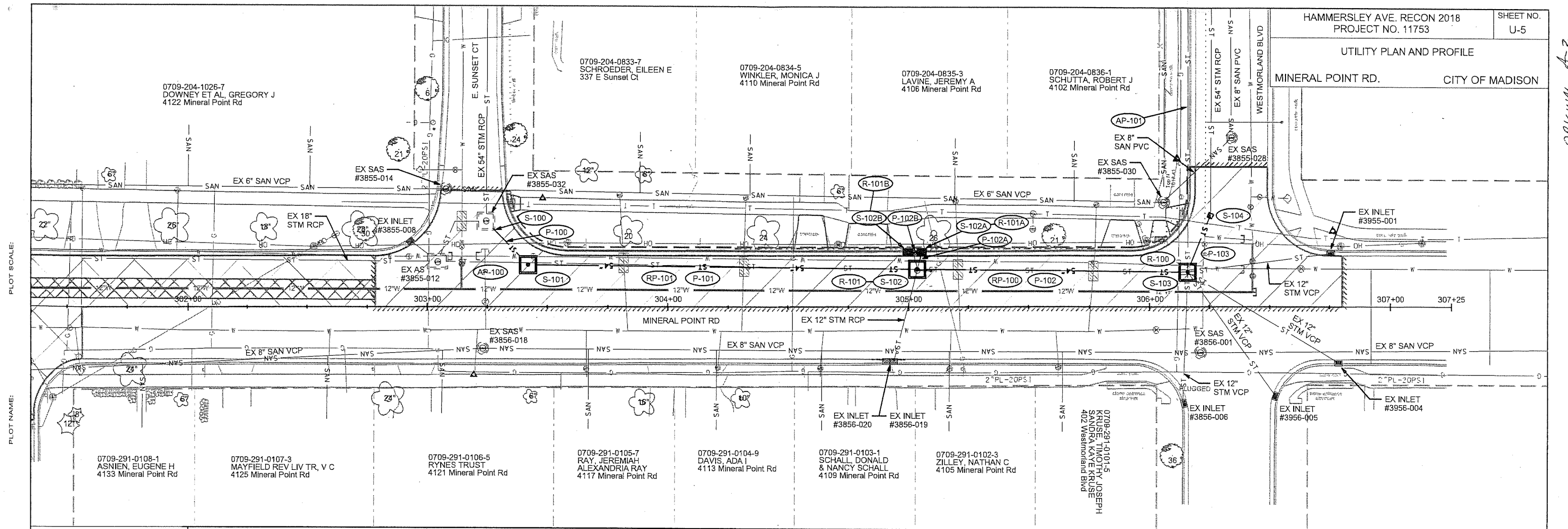
PLOT SCALE: _____

PLOT NAME: _____

REV. DATE: _____

ORIGINATOR: CITY OF MADISON, STREETS DIVISION

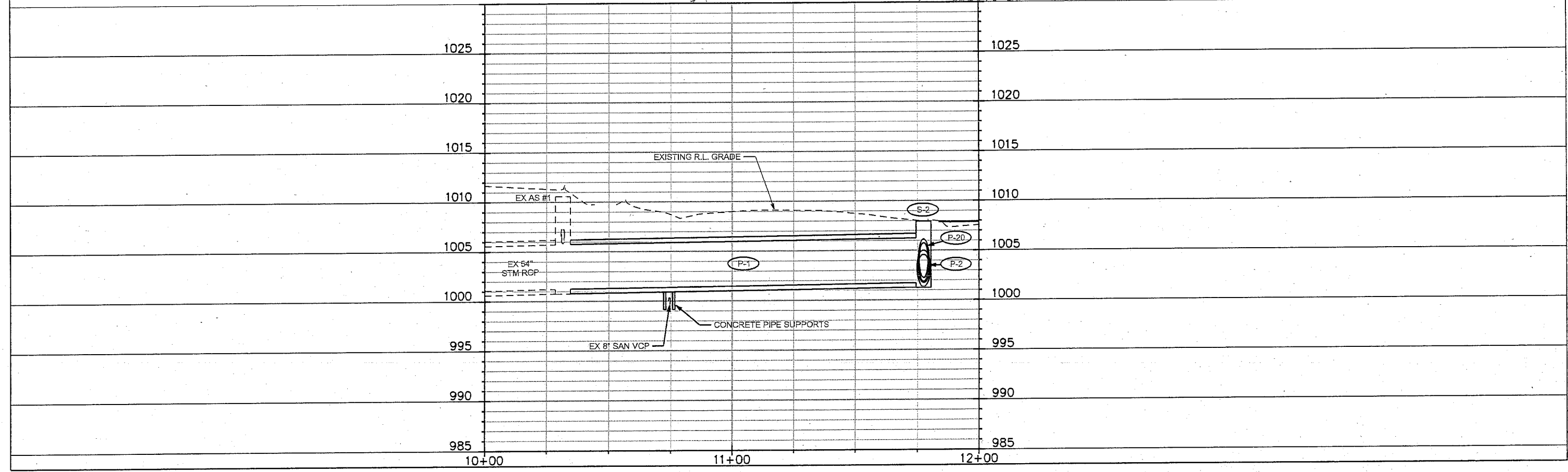
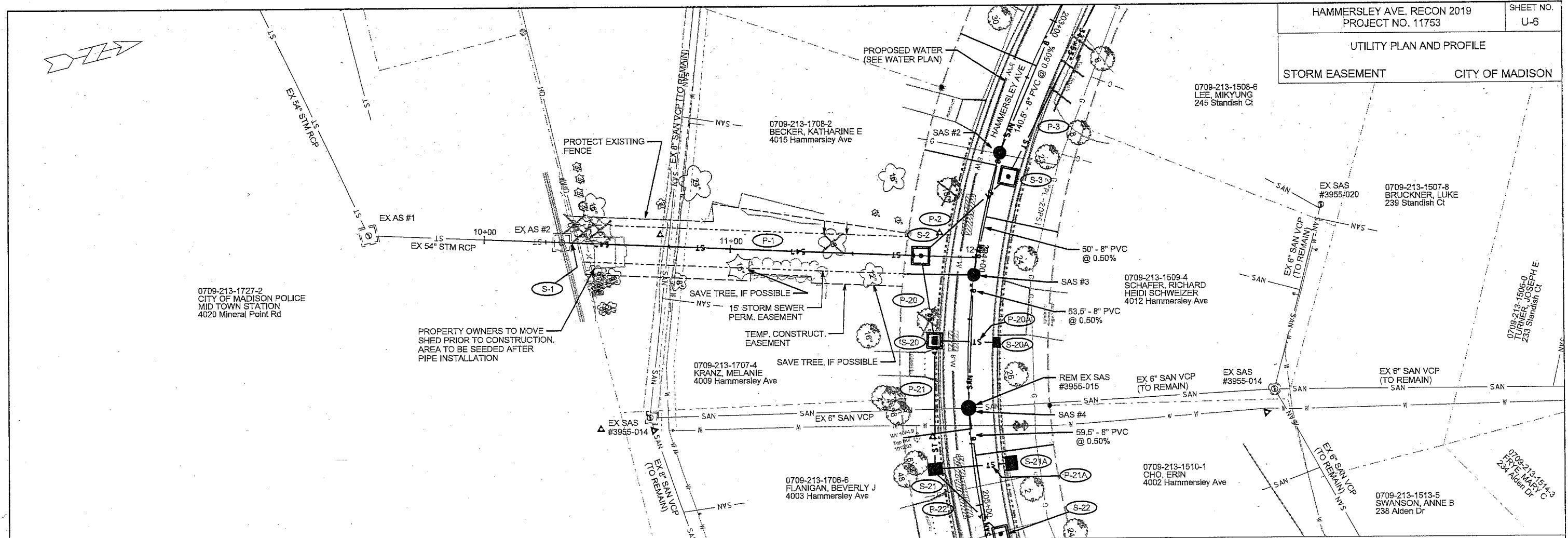
ORIGINAL A-2



UTILITY PLAN AND PROFILE

STORM EASEMENT CITY OF MADISON

ORIGINAL A-2



PLOT SCALE:

PLOT NAME:

REV. DATE:

ORIGINATOR: CITY OF MADISON, STREETS DIVISION

ORIGINAL-A-2

LEGEND	
	Sign
	Traffic Flow
	Arrow Board
	Work Zone
	Barricade
	Pavement Marking Removal
	Tubular Marker
	Lighted Barrels
	Barrels

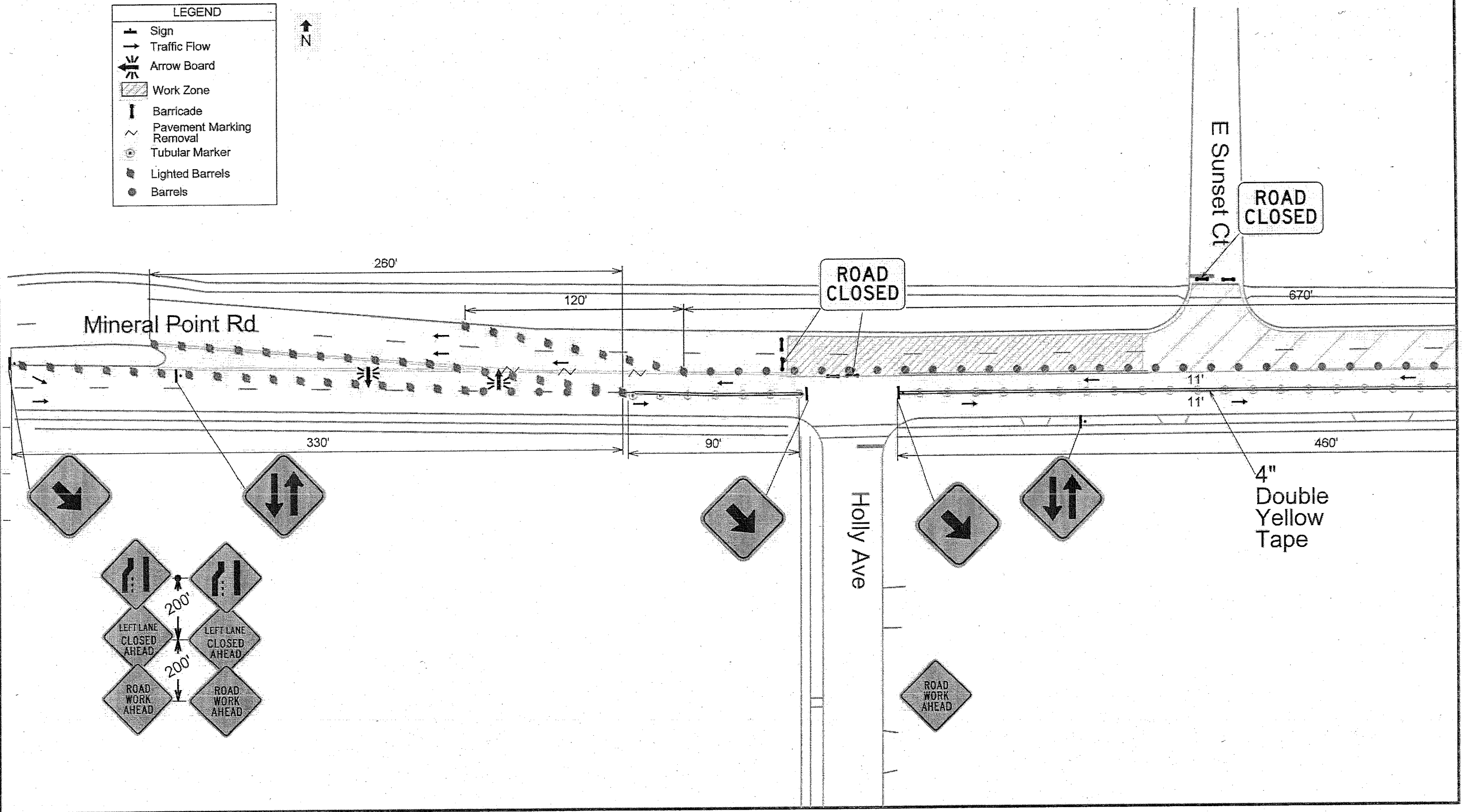


PLOT SCALE:

PLOT NAME:

REV. DATE:

ORIGINATOR: CITY OF MADISON, TRAFFIC ENG. DIV.



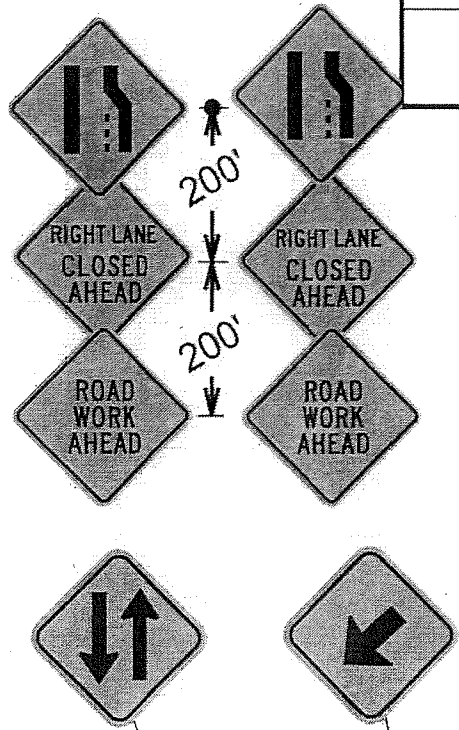
ORIGINAL A-2

LEGEND	
	Sign
	Traffic Flow
	Arrow Board
	Work Zone
	Barricade
	Pavement Marking Removal
	Tubular Marker
	Lighted Barrels
	Barrels



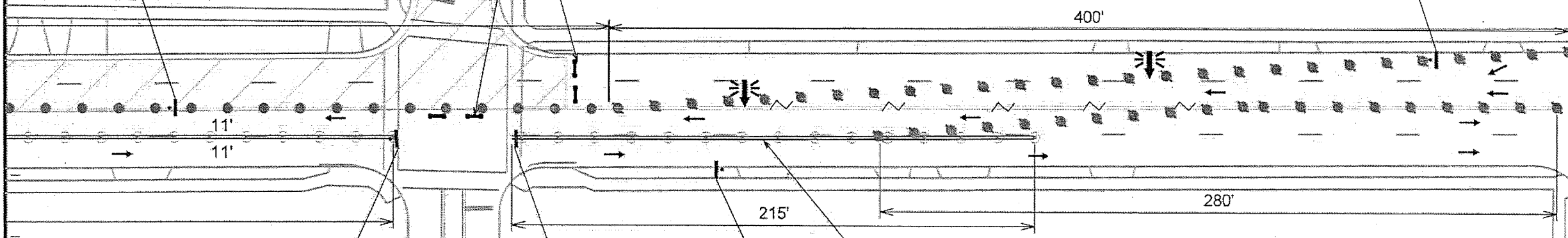
Westmoreland Blvd

ROAD CLOSED



Mineral Point Rd

Toepfer Ave



PLOT SCALE:

PLOT NAME:

REV. DATE:

ORIGINATOR: CITY OF MADISON, TRAFFIC ENG. DIV.

ORIGINAL A-2

LEGEND	
	Sign
	Traffic Flow
	Arrow Board
	Work Zone
	Barricade
	Pavement Marking Removal
	Tubular Marker
	Lighted Barrel
	Barrel



4" Double Yellow Tape

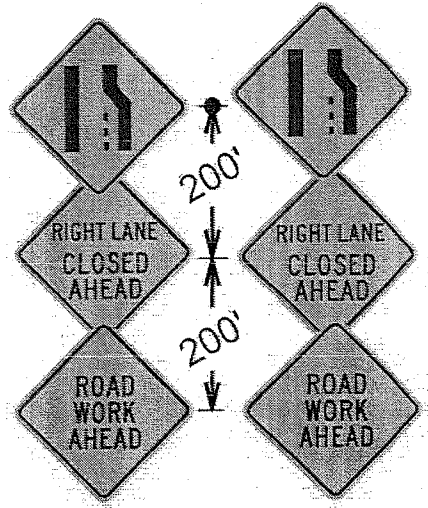
Mineral Point Rd

E Sunset Ct

Holly Ave

ROAD CLOSED

ROAD CLOSED



200'

285'

275'

580'

11'

11'

PLOT SCALE:

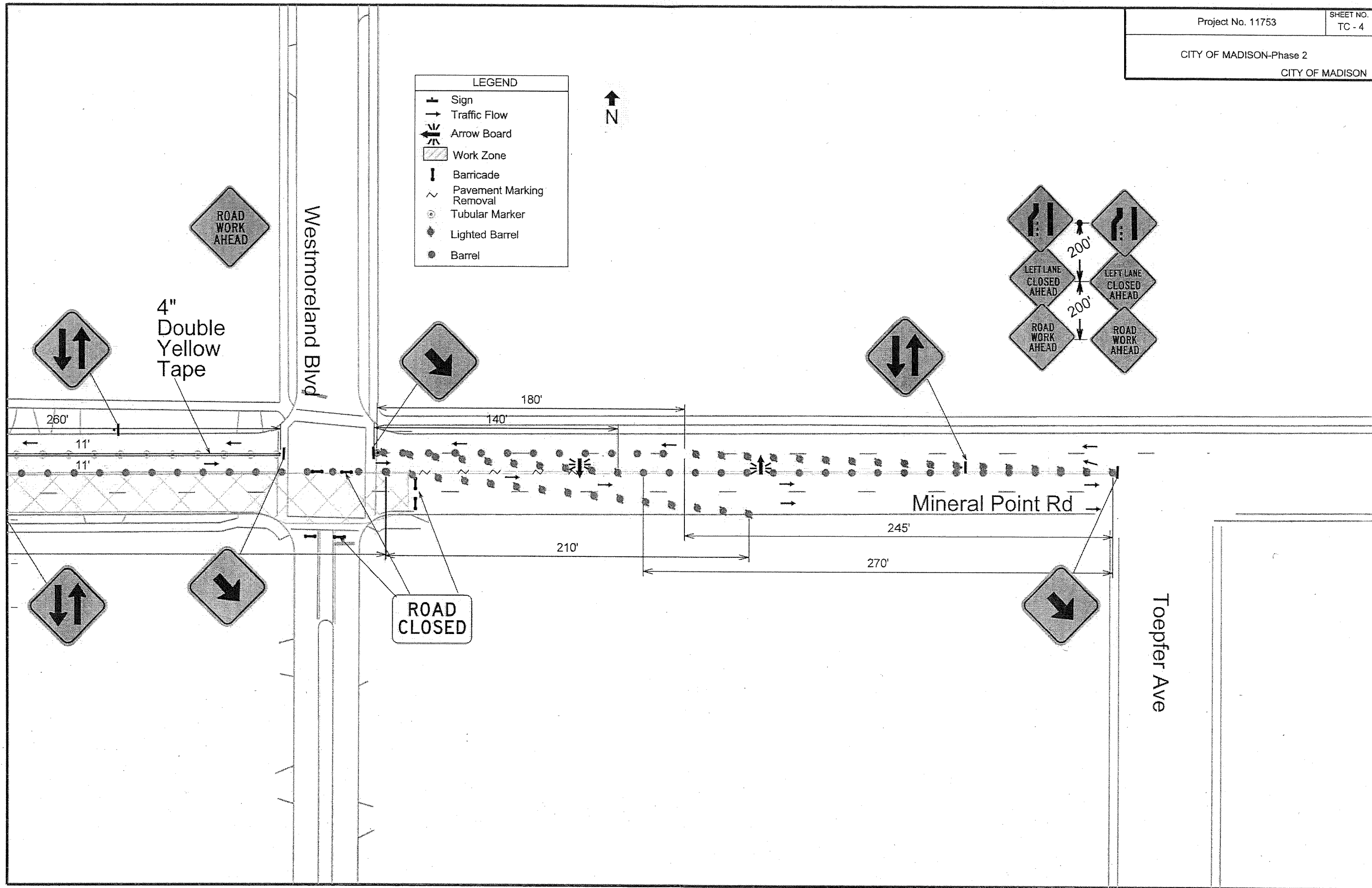
PLOT NAME:

REV. DATE:

ORIGINATOR: CITY OF MADISON, TRAFFIC ENGR. DIV.

ORIGINAL A-2

LEGEND	
	Sign
	Traffic Flow
	Arrow Board
	Work Zone
	Barricade
	Pavement Marking Removal
	Tubular Marker
	Lighted Barrel
	Barrel



PLOT SCALE:

PLOT NAME:

REV. DATE:

ORIGINATOR: CITY OF MADISON, TRAFFIC ENG. DIV.

STORM SEWER SCHEDULE

*REVISED 1/8/2019 KDF

HAMMERSLEY AVE. RECON 2019 PROJECT NO. 11753	SHEET NO. U-8
STORM SEWER SCHEDULE	
CITY OF MADISON	

PROPOSED STORM STRUCTURES

STRUC. NO.	STATION	LOCATION (OFFSET)	TYPE	TOP OF CASTING	E.I.	DEPTH	NOTES
STORM EASEMENT							
S-1	10+31.50	CL	COLLAR	-	1001.24	-	[1]
HAMMERSLEY AVE							
S-2	204+02.61	RT-22.36	6X6 SAS	1007.93	1001.73	6.20	FP, W/R-1550-0054
S-3	203+65.31	LT-6.05	6X6 SAS	1007.34	1001.87	5.47	FP, W/R-1550-0054
S-4	202+52.74	LT-15.79	TERRACE INLET I	1006.36	1002.24	4.12	[3], FP, LP, UD
S-4A	202+54.62	RT-14.58	TERRACE INLET III	1006.00	1003.01	3.00	[3], FP, LP, UD
S-20	204+34.08	RT-13.00	5X5 SAS	1007.82	1002.38	5.44	[6], FP, LP, UD, W/R-3067-7004-VB
S-20A	204+34.00	LT-11.49	H INLET	1007.82	1004.99	2.83	FP, LP, UD, W/R-3067-7004-VB
S-21	204+83.36	RT-15.77	TERRACE INLET I	1008.12	1002.76	5.36	[3], FP, LP, UD
S-21A	204+85.00	LT-15.30	TERRACE INLET II	1008.12	1004.40	3.72	[3], FP, LP, UD
S-22	205+13.30	LT-6.00	5X5 SAS	1008.69	1003.75	4.94	FP, W/R-1550-0054
S-23	206+08.02	LT-6.00	4X4 SAS	1010.53	1005.28	5.25	FP, W/R-1550-0054
S-23A	206+08.04	LT-11.50	H INLET	1010.83	1007.33	3.50	W/R-3067-7004-V
S-23B	206+07.64	RT-11.50	H INLET	1010.82	1007.43	3.39	W/R-3067-7004-V
S-24	206+87.88	LT-6.00	4X4 SAS	1011.65	1006.39	5.26	FP, W/R-1550-0054
S-24A	206+88.01	LT-11.50	H INLET	1011.96	1008.44	3.52	W/R-3067-7004-V
S-24B	206+87.49	RT-11.50	H INLET	1011.95	1008.54	3.41	W/R-3067-7004-V
S-25	207+96.63	LT-11.04	5X5 SAS	1014.23	1008.20	6.03	W/R-3067-7004-V
S-28	208+64.85	LT-11.50	3X3 SAS	1015.94	1011.53	4.41	W/R-3067-7004-V
S-28A	208+64.84	RT-11.50	H INLET	1015.94	1012.13	3.81	W/R-3067-7004-V
S-29	209+27.17	LT-11.50	H INLET	1018.14	1013.55	4.59	W/R-3067-7004-V
S-30	209+42.46	RT-11.50	H INLET	1019.03	1014.30	4.73	FP, W/R-3067-7004-V
STANDISH CT							
S-5	300+64.46	RT-15.28	TERRACE INLET II	1005.92	1002.37	3.55	[3], FP, LP, UD
S-5A	300+64.46	LT-15.28	TERRACE INLET II	1005.92	1002.51	3.41	[3], FP, LP, UD
S-6	301+03.55	RT-6.80	BEND	-	1002.56	-	[4]
S-7	301+63.84	RT-7.00	PLUG	-	1002.86	-	[2]
ALDEN DR							
S-26	400+55.60	LT-15.28	TERRACE INLET II	1014.14	1008.89	5.25	[3], FP, LP, UD
S-26A	400+80.83	LT-6.00	4X4 SAS	1014.27	1010.06	4.21	[3], LP, UD, W/R-1550-0054
S-26B	401+20.00	LT-6.00	PLUG	-	1010.25	-	[2]
S-27	400+55.60	RT-15.28	TERRACE INLET II	1014.14	1010.09	4.05	[3], LP, UD
MINERAL POINT RD							
S-100	303+24.50	LT-35.00	TAP	-	997.07	-	[5]
S-101	303+42.10	LT-17.24	6X6 SAS	1013.50	997.16	16.34	W/R-1550-0054
S-102	305+03.64	LT-15.45	6X6 SAS	1013.07	997.94	15.13	W/R-1550-0054
S-102A	305+05.00	LT-22.43	H INLET	1012.68	1008.83	3.85	LP, UD W/R-3067-7004-VB
S-102B	304+99.67	LT-22.43	H INLET	1012.73	1008.86	3.87	UD, W/R-3067-7004-V
S-103	306+15.85	LT-14.21	6X6 SAS	1013.91	998.42	15.49	W/R-1550-0054
S-104	306+25.40	LT-37.35	COLLAR	-	998.54	-	[1]

PROPOSED STORM PIPES

PIPE NO.	FROM (DNSTM)	TO (UPSTM)	DISCH. E.I.	INLET E.I.	PLAN (PAY) LGTH (FT)	PIPE LGTH (FT)	SLOPE (%)	PIPE SIZE	TYPE	NOTES
STORM EASEMENT										
P-1	S-1	S-2	1001.24	1001.73	146	140	0.35%	54"	TYPE I	-
HAMMERSLEY AVE										
P-2	S-2	S-3	1001.73	1001.87	47.5	39.8	0.35%	34"X53"	HERCP	-
P-3	S-3	S-4	1001.87	1002.24	113	108.3	0.35%	34"X53"	HERCP	-
P-4	S-4	S-5	1002.24	1002.37	28.5	24.5	0.50%	29"X45"	HERCP	-
P-4A	S-4	S-4A	1002.80	1003.01	30.5	27.4	0.75%	18"	TYPE I	-
P-20	S-2	S-20	1002.23	1002.38	35	29.3	0.50%	42"	TYPE I	-
P-20A	S-20	S-20A	1004.88	1004.99	25.5	21.8	0.50%	12"	TYPE I	-
P-21	S-20	S-21	1002.38	1002.76	51.5	47.5	0.80%	42"	TYPE I	-
P-21A	S-21	S-21A	1004.26	1004.40	31	27.4	0.50%	24"	TYPE I	-
P-22	S-21	S-22	1003.26	1003.75	37.5	32.4	1.50%	36"	TYPE I	-
P-23	S-22	S-23	1003.75	1005.28	92.5	87.9	1.75%	36"	TYPE I	-
P-23A	S-23	S-23A	1007.28	1007.33	5.5	2.5	2.00%	12"	TYPE I	-
P-23B	S-23	S-23B	1007.28	1007.43	17.5	14.5	1.00%	12"	TYPE I	-
P-24	S-23	S-24	1005.28	1006.39	78	74	1.50%	36"	TYPE I	-
P-24A	S-24	S-24A	1008.39	1008.44	5.5	2.5	2.00%	12"	TYPE I	-
P-24B	S-24	S-24B	1008.39	1008.54	17.5	14.5	1.00%	12"	TYPE I	-
P-25	S-24	S-25	1006.39	1008.20	108.5	103.7	1.75%	36"	TYPE I	-
P-28	S-27	S-28	1010.59	1011.53	36	31.4	3.00%	18"	TYPE I	-
P-28A	S-28	S-28A	1012.03	1012.13	23	20.5	0.50%	12"	TYPE I	-
P-29	S-27	S-29	1011.53	1013.55	64.5	61.2	3.30%	18"	TYPE I	-
P-30	S-29	S-30	1013.55	1014.30	27.5	25.2	3.00%	18"	TYPE I	-
STANDISH CT										
P-5	S-5	S-6	1002.37	1002.56	40	37.8	0.50%	24"	TYPE I	-
P-5A	S-5	S-5A	1002.37	1002.51	30.5	27.3	0.50%	24"	TYPE I	-
P-6	S-6	S-7	1002.56	1002.86	60	60	0.50%	24"	TYPE I	-
ALDEN DR										
* P-26	S-25	S-26	1008.20	1008.89	33.5	27.6	2.50%	36"	TYPE I	-
* P-26A	S-26	S-26A	1009.89	1010.06	27	22.5	0.75%	24"	TYPE I	-
* P-26B	S-26A	S-26B	1010.06	1010.25	39	37.2	0.50%	24"	TYPE I	-
* P-27	S-26	S-27	1009.89	1010.09	30.5	27.3	0.75%	24"	TYPE I	-
MINERAL POINT RD										
P-100	S-100	S-101	997.07	997.16	25	16.6	0.55%	54"	TYPE I	-
P-101	S-101	S-102	997.16	997.94	161.5	155.6	0.50%	54"	TYPE I	-
P-102	S-102	S-103	997.94	998.42	112.5	106.2	0.45%	54"	TYPE I	-
P-102A	S-102	S-102A	1008.76	1008.83	7.5	3.1	2.25%	12"	TYPE I	-
P-102B	S-102A	S-102B	1008.83	1008.86	6	3	1.00%	12"	TYPE I	-
P-103	S-103	S-104	998.42	998.54	25	21.8	0.55%	54"	TYPE I	-

NOTE: PLAN LENGTH (PAY LENGTH) IS FROM CENTER OF STRUCTURE TO CENTER OF STRUCTURE. PIPE LENGTH IS ACTUAL LENGTH OF PIPE FROM STRUCTURE WALL TO STRUCTURE WALL PIPE LENGTH.

SPECIFIC NOTES

- [1] CONNECT TO EXISTING STUB WITH CONCRETE COLLAR; ELECTRONIC MARKER BALL REQUIRED
- [2] PLUG PAID FOR UNDER BID ITEM 20336
- [3] TOP OF CASTING ELEVATION IS 0.2' BELOW TOP OF CURB ELEVATION PER S.D.D. 5.7.12A
- [4] CONCRETE BEND PAID FOR UNDER BID ITEM 90030; ELECTRONIC MARKER BALL REQUIRED
- [5] CUTOUT ALREADY PROVIDED IN EXISTING STRUCTURE. TAP INCLUDES ONLY CONCRETE COLLAR OF PIPE, NO CORING
- [6] CASTING TO BE OFFSET FROM CENTER OF STRUCTURE

STANDARD NOTES:

- ABBREVIATIONS: AE = APRON ENDWALL; RCP = REINFORCED CONCRETE PIPE; HERCP = HORIZONTAL ELLIPTICAL REINFORCED CONCRETE PIPE; DNA = DOES NOT APPLY; SAS = SEWER ACCESS STRUCTURE; LP = LOW POINT INLET STRUCTURE; FP = FIELD POURED STRUCTURE; TR = TOP OF CONCRETE ROOF; NCM = NO CROWN MATCH FOR PIPES; UD = UNDERDRAIN
- APPROXIMATE DISCHARGE E.I. GIVEN, ADJUST E.I. AND PIPE SLOPE IN THE FIELD.
- TOP OF CASTING GRADE GIVEN IS THE TOP OF CURB FOR INLET STRUCTURES AND THE FLOWLINE OF THE CLOSED CASTING FOR SAS'S.
- TOP OF CONCRETE ROOF (TR) IS 1.25' BELOW TOP OF CASTING UNLESS OTHERWISE NOTED.
- ALL REINFORCED CONCRETE PIPES TO BE CLASS III UNLESS OTHERWISE NOTED.
- SURVEYOR TO CONFIRM THAT ALL INLET STATION / OFFSETS LINE UP WITH PROPOSED CURB AND GUTTER.
- ALL STRUCTURES CALLED OUT AS FIELD POURED SHALL BE FIELD POURED. ALL OTHER STRUCTURES (NOT INDICATED AS FIELD POURED) SHALL BE SUBMITTED TO CITY ENGINEERING FOR APPROVAL IF PRECAST STRUCTURES ARE PREFERRED. CONTACT KYLE FRANK OF CITY ENGINEERING AT (608) 266-4098 FOR PRECAST APPROVALS, FAX SHOP DRAWINGS TO (608)264-9275, OR EMAIL SHOP DRAWINGS TO KFRANK@CITYOFMADISON.COM.

STORM SEWER SCHEDULE

HAMMERSLEY AVE. RECON 2019
PROJECT NO. 11753

SHEET NO.
U-8

STORM SEWER SCHEDULE

CITY OF MADISON

PROPOSED STORM STRUCTURES

STRUC. NO.	STATION	LOCATION (OFFSET)	TYPE	TOP OF CASTING	E.I.	DEPTH	NOTES
STORM EASEMENT							
S-1	10+31.50	CL	COLLAR	-	1001.24	-	[1]
HAMMERSLEY AVE							
S-2	204+02.61	RT-22.36	6X6 SAS	1007.93	1001.73	6.20	FP, W/R-1550-0054
S-3	203+65.31	LT-6.05	6X6 SAS	1007.34	1001.87	5.47	FP, W/R-1550-0054
S-4	202+52.74	LT-15.79	TERRACE INLET I	1006.36	1002.24	4.12	[3], FP, LP, UD
S-4A	202+54.62	RT-14.58	TERRACE INLET III	1006.00	1003.01	3.00	[3], FP, LP, UD
S-20	204+34.08	RT-13.75	5X5 SAS	1007.82	1002.38	5.44	[6], LP, UD, W/R-3067-7004-VB
S-20A	204+33.92	LT-11.49	H INLET	1007.82	1004.99	2.83	LP, UD, W/R-3067-7004-VB
S-21	204+83.36	RT-15.77	TERRACE INLET I	1008.12	1002.76	5.36	[3], FP, LP, UD
S-21A	204+85.00	LT-15.30	TERRACE INLET II	1008.12	1004.40	3.72	[3], FP, LP, UD
S-22	205+13.30	LT-6.00	5X5 SAS	1008.69	1003.75	4.94	W/R-1550-0054
S-23	206+08.02	LT-6.00	4X4 SAS	1010.53	1005.28	5.25	W/R-1550-0054
S-23A	206+08.04	LT-11.50	H INLET	1010.83	1007.33	3.50	W/R-3067-7004-V
S-23B	206+07.64	RT-11.50	H INLET	1010.82	1007.43	3.39	W/R-3067-7004-V
S-24	206+87.88	LT-6.00	4X4 SAS	1011.65	1006.39	5.26	W/R-1550-0054
S-24A	206+88.01	LT-11.50	H INLET	1011.96	1008.44	3.52	W/R-3067-7004-V
S-24B	206+87.49	RT-11.50	H INLET	1011.95	1008.54	3.41	W/R-3067-7004-V
S-25	207+96.63	LT-11.04	5X5 SAS	1014.23	1008.20	6.03	W/R-3067-7004-V
S-28	208+64.85	LT-11.50	3X3 SAS	1015.94	1011.53	4.41	W/R-3067-7004-V
S-28A	208+64.84	RT-11.50	H INLET	1015.94	1012.13	3.81	W/R-3067-7004-V
S-29	209+27.17	LT-11.50	H INLET	1018.14	1013.55	4.59	W/R-3067-7004-V
S-30	209+42.46	RT-11.50	H INLET	1019.03	1014.30	4.73	W/R-3067-7004-V
STANDISH CT							
S-5	300+64.46	RT-15.28	TERRACE INLET II	1005.92	1002.37	3.55	[3], FP, LP, UD
S-5A	300+64.46	LT-15.28	TERRACE INLET II	1005.92	1002.51	3.41	[3], FP, LP, UD
S-6	301+03.55	RT-6.80	BEND	-	1002.56	-	[4]
S-7	301+63.84	RT-7.00	PLUG	-	1002.86	-	[2]
ALDEN DR							
S-26	400+55.60	LT-15.28	TERRACE INLET II	1014.14	1008.89	5.25	[3], FP, LP, UD
S-26A	400+80.83	LT-6.00	4X4 SAS	1014.27	1010.06	4.21	[3], LP, UD
S-26B	401+20.00	LT-6.00	PLUG	-	1010.25	-	[2]
S-27	400+55.60	RT-15.28	TERRACE INLET II	1014.14	1010.09	4.05	[3], LP, UD
MINERAL POINT RD							
S-100	303+24.50	LT-35.00	TAP	-	997.07	-	[5]
S-101	303+42.10	LT-17.24	6X6 SAS	1013.50	997.16	16.34	W/R-1550-0054
S-102	305+03.64	LT-15.45	6X6 SAS	1013.07	997.94	15.13	W/R-1550-0054
S-102A	305+05.67	LT-22.43	H INLET	1012.68	1008.83	3.85	W/R-3067-7004-V
S-102B	304+99.67	LT-22.43	H INLET	1012.73	1008.86	3.87	W/R-3067-7004-V
S-103	306+15.85	LT-14.21	6X6 SAS	1013.91	998.42	15.49	W/R-1550-0054
S-104	306+25.40	LT-37.35	COLLAR	-	998.54	-	[1]

PROPOSED STORM PIPES

PIPE NO.	FROM (DNSTM)	TO (UPSTM)	DISCH. E.I.	INLET E.I.	PLAN (PAY) LGTH (FT)	PIPE LGTH (FT)	SLOPE (%)	PIPE SIZE	TYPE	NOTES
STORM EASEMENT										
P-1	S-1	S-2	1001.24	1001.73	146	140	0.35%	54"	TYPE I	-
HAMMERSLEY AVE										
P-2	S-2	S-3	1001.73	1001.87	47.5	39.8	0.35%	34"X53"	HERCP	-
P-3	S-3	S-4	1001.87	1002.24	113	108.3	0.35%	34"X53"	HERCP	-
P-4	S-4	S-5	1002.24	1002.37	28.5	24.5	0.50%	29"X45"	HERCP	-
P-4A	S-4	S-4A	1002.80	1003.01	30.5	27.4	0.75%	18"	TYPE I	-
P-20	S-2	S-20	1002.23	1002.38	35	29.3	0.50%	42"	TYPE I	-
P-20A	S-20	S-20A	1004.88	1004.99	25.5	21.8	0.50%	12"	TYPE I	-
P-21	S-20	S-21	1002.38	1002.76	51.5	47.5	0.80%	42"	TYPE I	-
P-21A	S-21	S-21A	1004.26	1004.40	31	27.4	0.50%	24"	TYPE I	-
P-22	S-21	S-22	1003.26	1003.75	37.5	32.4	1.50%	36"	TYPE I	-
P-23	S-22	S-23	1003.75	1005.28	92.5	87.9	1.75%	36"	TYPE I	-
P-23A	S-23	S-23A	1007.28	1007.33	5.5	2.5	2.00%	12"	TYPE II	-
P-23B	S-23	S-23B	1007.28	1007.43	17.5	14.5	1.00%	12"	TYPE I	-
P-24	S-23	S-24	1005.28	1006.39	78	74	1.50%	36"	TYPE I	-
P-24A	S-24	S-24A	1008.39	1008.44	5.5	2.5	2.00%	12"	TYPE II	-
P-24B	S-24	S-24B	1008.39	1008.54	17.5	14.5	1.00%	12"	TYPE I	-
P-25	S-24	S-25	1006.39	1008.20	108.5	103.7	1.75%	36"	TYPE I	-
P-28	S-27	S-28	1010.59	1011.53	36	31.4	3.00%	18"	TYPE I	-
P-28A	S-28	S-28A	1012.03	1012.13	23	20.5	0.50%	12"	TYPE I	-
P-29	S-27	S-29	1011.53	1013.55	64.5	61.2	3.30%	18"	TYPE I	-
P-30	S-29	S-30	1013.55	1014.30	27.5	25.2	3.00%	18"	TYPE I	-
STANDISH CT										
P-5	S-5	S-6	1002.37	1002.56	40	37.8	0.50%	24"	TYPE I	-
P-5A	S-5	S-5A	1002.37	1002.51	30.5	27.3	0.50%	24"	TYPE I	-
P-6	S-6	S-7	1002.56	1002.86	60	60	0.50%	24"	TYPE I	-
ALDEN DR										
P-26	S-25	S-26	1008.20	1008.89	27.6	27.6	2.50%	36"	TYPE I	-
P-26A	S-26	S-26A	1009.89	1010.06	22.5	22.5	0.75%	24"	TYPE I	-
P-26B	S-26A	S-26B	1010.06	1010.25	37.2	37.2	0.50%	24"	TYPE I	-
P-27	S-26	S-27	1009.89	1010.09	27.3	27.3	0.75%	24"	TYPE I	-
MINERAL POINT RD										
P-100	S-100	S-101	997.07	997.16	25	16.6	0.55%	54"	TYPE I	-
P-101	S-101	S-102	997.16	997.94	161.5	155.6	0.50%	54"	TYPE I	-
P-102	S-102	S-103	997.94	998.42	112.5	106.2	0.45%	54"	TYPE I	-
P-102A	S-102	S-102A	1008.76	1008.83	7.5	3.1	2.25%	12"	TYPE II	-
P-102B	S-102A	S-102B	1008.83	1008.86	6	3	1.00%	12"	TYPE II	-
P-103	S-103	S-104	998.42	998.54	25	21.8	0.55%	54"	TYPE I	-

NOTE: PLAN LENGTH (PAY LENGTH) IS FROM CENTER OF STRUCTURE TO CENTER OF STRUCTURE. PIPE LENGTH IS ACTUAL LENGTH OF PIPE FROM STRUCTURE WALL TO STRUCTURE W PIPE LENGTH.

SPECIFIC NOTES

- [1] CONNECT TO EXISTING STUB WITH CONCRETE COLLAR
- [2] PLUG PAID FOR UNDER BID ITEM 20336
- [3] TOP OF CASTING ELEVATION IS 0.2' BELOW TOP OF CURB ELEVATION PER S.D.D. 5.7.12A
- [4] CONCRETE BEND PAID FOR UNDER BID ITEM 90030
- [5] CUTOUT ALREADY PROVIDED IN EXISTING STRUCTURE. TAP INCLUDES ONLY CONCRETE COLLAR OF PIPE, NO CORING
- [6] CASTING TO BE OFFSET FROM CENTER OF STRUCTURE

STANDARD NOTES:

- ABBREVIATIONS: AE = APRON ENDWALL; RCP = REINFORCED CONCRETE PIPE; HERCP = HORIZONTAL ELLIPTICAL REINFORCED CONCRETE PIPE; DNA = DOES NOT APPLY; SAS = SEWER ACCESS STRUCTURE; LP = LOW POINT INLET STRUCTURE; FP = FIELD POURED STRUCTURE; TR = TOP OF CONCRETE ROOF; NCM = NO CROWN MATCH FOR PIPES; UD = UNDERDRAIN
- APPROXIMATE DISCHARGE E.I. GIVEN, ADJUST E.I. AND PIPE SLOPE IN THE FIELD.
- TOP OF CASTING GRADE GIVEN IS THE TOP OF CURB FOR INLET STRUCTURES AND THE FLOWLINE OF THE CLOSED CASTING FOR SAS'S.
- TOP OF CONCRETE ROOF (TR) IS 1.25' BELOW TOP OF CASTING UNLESS OTHERWISE NOTED.
- ALL REINFORCED CONCRETE PIPES TO BE CLASS III UNLESS OTHERWISE NOTED.
- SURVEYOR TO CONFIRM THAT ALL INLET STATION / OFFSETS LINE UP WITH PROPOSED CURB AND GUTTER.
- ALL STRUCTURES CALLED OUT AS FIELD POURED SHALL BE FIELD POURED. ALL OTHER STRUCTURES (NOT INDICATED AS FIELD POURED) SHALL BE SUBMITTED TO CITY ENGINEERING FOR APPROVAL IF PRECAST STRUCTURES ARE PREFERRED. CONTACT KYLE FRANK OF CITY ENGINEERING AT (608) 266-4098 FOR PRECAST APPROVALS, FAX SHOP DRAWINGS TO (608)264-9275, OR EMAIL SHOP DRAWINGS TO KFRANK@CITYOFMADISON.COM.

ORIGINAL A3


SECTION E: BIDDERS ACKNOWLEDGEMENT

CONTRACT TITLE HAMMERSLEY AVENUE ASSESSMENT DISTRICT-2019

CONTRACT NO. 8292


Bidder must state a Unit Price and Total Bid for each item. The Total Bid for each item must be the product of quantity, by Unit Price. The Grand Total must be the sum of the Total Bids for the various items. In case of multiplication errors or addition errors, the Grand Total with corrected multiplication and/or addition shall determine the Grand Total bid for each contract. The Unit Price and Total Bid must be entered numerically in the spaces provided. All words and numbers shall be written in ink.


1. The undersigned having familiarized himself/herself with the Contract documents, including Advertisement for Bids, Instructions to Bidders, Form of Proposal, City of Madison Standard Specifications for Public Works Construction - 2018 Edition thereto, Form of Agreement, Form of Bond, and Addenda issued and attached to the plans and specifications on file in the office of the City Engineer, hereby proposes to provide and furnish all the labor, materials, tools, and expendable equipment necessary to perform and complete in a workmanlike manner the specified construction on this project for the City of Madison; all in accordance with the plans and specifications as prepared by the City Engineer, including Addenda to the Contract Nos. 1 through 3 issued thereto, at the prices for said work as contained in this proposal. (Electronic bids submittals shall acknowledge addendum under Section E and shall not acknowledge here)
2. If awarded the Contract, we will initiate action within seven (7) days after notification or in accordance with the date specified in the contract to begin work and will proceed with diligence to bring the project to full completion within the number of work days allowed in the Contract or by the calendar date stated in the Contract.
3. The undersigned Bidder or Contractor certifies that he/she is not a party to any contract, combination in form of trust or otherwise, or conspiracy in restraint of trade or commerce or any other violation of the anti-trust laws of the State of Wisconsin or of the United States, with respect to this bid or contract or otherwise.
4. I hereby certify that I have met the Bid Bond Requirements as specified in Section 102.5. (IF BID BOND IS USED, IT SHALL BE SUBMITTED ON THE FORMS PROVIDED BY THE CITY. FAILURE TO DO SO MAY RESULT IN REJECTION OF THE BID).
5. I hereby certify that all statements herein are made on behalf of Capitol Underground, Inc. (name of corporation, partnership, or person submitting bid) a corporation organized and existing under the laws of the State of Wisconsin a partnership consisting of N/A; an individual trading as N/A; of the City of _____ State of _____; that I have examined and carefully prepared this Proposal, from the plans and specifications and have checked the same in detail before submitting this Proposal; that I have fully authority to make such statements and submit this Proposal in (its, their) behalf; and that the said statements are true and correct.


SIGNATURE

Contractor
TITLE, IF ANY

Sworn and subscribed to before me this 10 day of January, 2019.


(Notary Public or other officer, authorized to administer oaths
My Commission Expires 7/13/19
Bidders shall not add any conditions or qualifying statements to this proposal.



Contract 8292 – Capitol Underground, Inc.

Section F: Best Value Contracting (BVC)

This section is a required document for the bid to be considered complete. There are two methods for completing the Best Value Contracting (BVC) form. Method one: The form can be filled out online and submitted to this site to be included with your electronic bid. Method two: The form can be downloaded from the site and submitted by hand to the City of Madison.

Method of Submittal for BVC (click in box below to choose) *

I will submit Bid Express fillable online form (BVC).

Best Value Contracting

1. The Contractor shall indicate the non-apprenticeable trades used on this contract.

2. Madison General Ordinance (M.G.O.), 33.07(7), does provide for some exemptions from the active apprentice requirement. Apprenticeable trades are those trades considered apprenticeable by the State of Wisconsin. Please check applicable box if you are seeking an exemption.

- Contractor has a total skilled workforce of four or less individuals in all apprenticeable trades combined.
- No available trade training program; The Contractor has been rejected by the only available trade training program, or there is no trade training program within 90 miles.
- Contractor is not using an apprentice due to having a journey worker on layoff status, provided the journey worker was employed by the contractor in the past six months.
- First time contractor on City of Madison Public Works contract requests a onetime exemption but intends to comply on all future contracts and is taking steps typical of a "good faith" effort.
- Contractor has been in business less than one year.
- Contractor doesn't have enough journeyman trade workers to qualify for a trade training program in that respective trade.
- An exemption is granted in accordance with a time period of a "Documented Depression" as defined by the State of Wisconsin.

3. The Contractor shall indicate on the following section which apprenticeable trades are to be used on this contract. Compliance with active apprenticeship, to the extent required by M.G.O. 33.07(7), shall be satisfied by documentation from an applicable trade training body; an apprenticeship contract with the Wisconsin Department of Workforce Development or a similar agency in another state; or the U.S Department of Labor. This documentation is required prior to the Contractor beginning work on the project site.

The Contractor has reviewed the list and shall not use any apprenticeable trades on this project.

LIST APPRENTICABLE TRADES (check all that apply to your work to be performed on this contract)

- BRICKLAYER
- CARPENTER
- CEMENT MASON / CONCRETE FINISHER
- CEMENT MASON (HEAVY HIGHWAY)
- CONSTRUCTION CRAFT LABORER
- DATA COMMUNICATION INSTALLER
- ELECTRICIAN
- ENVIRONMENTAL SYSTEMS TECHNICIAN / HVAC SERVICE TECH/HVAC INSTALL / SERVICE
- GLAZIER
- HEAVY EQUIPMENT OPERATOR / OPERATING ENGINEER
- INSULATION WORKER (HEAT and FROST)
- IRON WORKER
- IRON WORKER (ASSEMBLER, METAL BLDGS)
- PAINTER and DECORATOR
- PLASTERER
- PLUMBER
- RESIDENTIAL ELECTRICIAN
- ROOFER and WATER PROOFER
- SHEET METAL WORKER
- SPRINKLER FITTER
- STEAMFITTER
- STEAMFITTER (REFRIGERATION)
- STEAMFITTER (SERVICE)
- TAPER and FINISHER
- TELECOMMUNICATIONS (VOICE, DATA and VIDEO) INSTALLER-TECHNICIAN
- TILE SETTER

CONTRACT NO. 8292

Small Business Enterprise Compliance Report

This information may be submitted electronically through Bid Express or submitted with bid in sealed envelope.

Cover Sheet


Prime Bidder Information

Company:	Capitol Underground, Inc.
Address:	782 Lois Drive, Sun Prairie, WI 53590
Telephone Number:	608-318-1595
Fax Number:	608-318-1589
Contact Person/Title:	Al Hornung/Project Manager


Prime Bidder Certification

Name:	Al Hornung
Title:	Project Manager
Company:	Capitol Underground, Inc.

I certify that the information contained in this SBE Compliance Report is true and correct to the best of my knowledge and belief.



Witness Signature



Bidder's Signature

1/10/19

Date

HAMMERSLEY AVENUE ASSESSMENT DISTRICT - 2019

CONTRACT NO. 8292

DATE: 1/10/19

Capitol Underground, Inc.

Item	Quantity	Price	Extension
Section B: Proposal Page			
10701.0 - TRAFFIC CONTROL - LUMP SUM	1.00	\$25,525.00	\$25,525.00
10721.0 - TRAFFIC CONTROL SIGN - PORTABLE CHANGEABLE MESSAGE - DAYS	28.00	\$50.00	\$1,400.00
10720.0 - TRAFFIC CONTROL SIGN - PORTABLE ARROW BOARD - DAYS	250.00	\$10.00	\$2,500.00
10911.0 - MOBILIZATION - LUMP SUM	1.00	\$122,500.00	\$122,500.00
20101.0 - EXCAVATION CUT - C.Y.	2500.00	\$22.35	\$55,875.00
20130.0 - UNDERDRAIN - L.F.	1060.00	\$12.35	\$13,091.00
20140.0 - GEOTEXTILE FABRIC TYPE SAS (NON-WOVEN) S.Y.	700.00	\$1.00	\$700.00
20219.0 - BREAKER RUN - TON	500.00	\$14.95	\$7,475.00
20221.0 - TOPSOIL - S.Y.	3000.00	\$3.65	\$10,950.00
20303.0 - SAWCUT BITUMINOUS PAVEMENT - L.F.	640.00	\$1.25	\$800.00
20322.0 - REMOVE CONCRETE CURB & GUTTER - L.F.	330.00	\$5.00	\$1,650.00
20323.0 - REMOVE CONCRETE SIDEWALK & DRIVE - S.F.	2800.00	\$4.70	\$13,160.00
20401.0 - CLEARING - I.D.	170.00	\$23.21	\$3,945.70
20402.0 - GRUBBING - I.D.	170.00	\$13.72	\$2,332.40
20701.0 - TERRACE SEEDING - S.Y.	3000.00	\$1.80	\$5,400.00
21063.0 - EROSION MATTING, CLASS I, TYPE A - ORGANIC - S.Y.	3000.00	\$1.80	\$5,400.00
30201.0 - TYPE 'A' CONCRETE CURB & GUTTER - L.F.	2400.00	\$17.30	\$41,520.00
30203.0 - TYPE 'X' CONCRETE CURB & GUTTER - L.F.	160.00	\$22.30	\$3,568.00
30302.0 - 7 INCH CONCRETE SIDEWALK AND DRIVE - S.F.	2800.00	\$6.40	\$17,920.00
40101.0 - CRUSHED AGGREGATE BASE COURSE GRADATION NO. 1 - TON	1900.00	\$16.30	\$30,970.00
40102.0 - CRUSHED AGGREGATE BASE COURSE GRADATION NO. 2 - TON	2100.00	\$16.30	\$34,230.00
40201.0 - HMA PAVEMENT 3 LT 58-28 S - TON	300.00	\$70.95	\$21,285.00
40202.0 - HMA PAVEMENT 4 LT 58-28 S - TON	700.00	\$74.00	\$51,800.00
40231.0 - ASPHALT DRIVE & TERRACE - S.Y.	50.00	\$39.45	\$1,972.50
40301.0 - FULL WIDTH GRINDING - S.Y.	2300.00	\$4.25	\$9,775.00
60941.0 - TEMPORARY PAVEMENT MARKING TAPE, REMOVABLE, REFLECTIVE, DOUBLE LINE, 4-INCH - L.F.	1315.00	\$2.00	\$2,630.00
60801.0 - PAVEMENT MARKING EPOXY, DOUBLE LINE, 4-INCH - L.F.	970.00	\$1.50	\$1,455.00
60802.0 - PAVEMENT MARKING EPOXY, LINE, 6-INCH - L.F.	525.00	\$0.80	\$420.00
60812.0 - PAVEMENT MARKING EPOXY, CROSSWALK, 6-INCH - L.F.	470.00	\$8.50	\$3,995.00
60818.0 - PAVEMENT MARKING EPOXY, STOP LINE, 24-INCH - L.F.	80.00	\$12.75	\$1,020.00
60886.0 - PAVEMENT MARKING REMOVAL, 4" DOUBLE LINE - L.F.	900.00	\$2.00	\$1,800.00
90001.0 - TRAFFIC CONTROL FLEXIBLE TUBULAR MARKER POSTS - EACH	95.00	\$10.00	\$950.00
90002.0 - TRAFFIC CONTROL FLEXIBLE TUBULAR MARKER BASES - EACH	95.00	\$2.00	\$190.00
20217.0 - CLEAR STONE - TON	600.00	\$5.00	\$3,000.00
21002.0 - EROSION CONTROL INSPECTION - EACH	5.00	\$300.00	\$1,500.00
21011.0 - CONSTRUCTION ENTRANCE - EACH	3.00	\$580.00	\$1,740.00
21012.0 - STREET CONSTRUCTION ENTRANCE BERM - EACH	1.00	\$580.00	\$580.00
21013.0 - STREET SWEEPING - LUMP SUM	1.00	\$6,000.00	\$6,000.00
21015.0 - STREET CONSTRUCTION STONE BERM - EACH	6.00	\$230.00	\$1,380.00
21046.0 - INLET PROTECTION, TYPE A - PROVIDE & INSTALL - EACH	8.00	\$74.00	\$592.00
21047.0 - INLET PROTECTION, TYPE A - MAINTAIN - EACH	10.00	\$13.00	\$130.00
21048.0 - INLET PROTECTION, TYPE A - REMOVE - EACH	8.00	\$30.00	\$240.00
21056.0 - INLET PROTECTION TYPE D HYBRID - PROVIDE & INSTALL - EACH	29.00	\$150.00	\$4,350.00
21057.0 - INLET PROTECTION TYPE D HYBRID - MAINTAIN - EACH	40.00	\$13.00	\$520.00
21058.0 - INLET PROTECTION TYPE D HYBRID - REMOVE - EACH	29.00	\$32.00	\$928.00
21061.0 - EROSION MATTING, CLASS I URBAN TYPE A - S.Y.	175.00	\$5.00	\$875.00
50401.0 - 12 INCH TYPE I RCP STORM SEWER PIPE - L.F.	108.00	\$98.50	\$10,638.00
50741.0 - TYPE H INLET - EACH	10.00	\$2,400.00	\$24,000.00
20311.0 - REMOVE SEWER ACCESS STRUCTURE - EACH	2.00	\$1,080.00	\$2,160.00
20335.0 - ABANDON SEWER PIPE WITH SLURRY - C.Y.	1.80	\$1,138.50	\$2,049.30


HAMMERSLEY AVENUE ASSESSMENT DISTRICT - 2019

CONTRACT NO. 8292

DATE: 1/10/19

Capitol Underground, Inc.

Item	Quantity	Price	Extension
20313.0 - REMOVE INLET - EACH	3.00	\$645.00	\$1,935.00
20336.0 - PIPE PLUG (STORM) - EACH	2.00	\$250.00	\$500.00
50211.0 - SELECT BACKFILL FOR STORM SEWER - T.F.	1490.00	\$0.01	\$14.90
50403.0 - 18 INCH TYPE I RCP STORM SEWER PIPE - L.F.	158.50	\$96.90	\$15,358.65
50405.0 - 24 INCH TYPE I RCP STORM SEWER PIPE - L.F.	258.00	\$109.80	\$28,328.40
50409.0 - 36 INCH TYPE I RCP STORM SEWER PIPE - L.F.	350.00	\$132.75	\$46,462.50
50410.0 - 42 INCH TYPE I RCP STORM SEWER PIPE - L.F.	86.50	\$147.80	\$12,784.70
50412.0 - 54 INCH TYPE I RCP STORM SEWER PIPE - L.F.	470.00	\$260.00	\$122,200.00
50421.0 - 29 INCH X 45 INCH TYPE I HERCP STORM SEWER PIPE - L.F.	28.50	\$164.00	\$4,674.00
50422.0 - 34 INCH X 53 INCH TYPE I HERCP STORM SEWER PIPE - L.F.	160.50	\$170.00	\$27,285.00
50499.0 - CONCRETE COLLAR - EACH	2.00	\$3,340.00	\$6,680.00
50723.0 - 3'X3' STORM SAS - EACH	1.00	\$2,725.00	\$2,725.00
50724.0 - 4'X4' STORM SAS - EACH	3.00	\$5,845.00	\$17,535.00
50725.0 - 5'X5' STORM SAS - EACH	3.00	\$6,700.00	\$20,100.00
50726.0 - 6'X6' STORM SAS - EACH	5.00	\$15,150.00	\$75,750.00
50766.0 - TERRACE INLET TYPE 1 - EACH	2.00	\$7,480.00	\$14,960.00
50767.0 - TERRACE INLET TYPE 2 - EACH	5.00	\$7,260.00	\$36,300.00
50768.0 - TERRACE INLET TYPE 3 - EACH	1.00	\$5,375.00	\$5,375.00
50792.0 - STORM SEWER TAP - EACH	1.00	\$2,700.00	\$2,700.00
50801.0 - UTILITY LINE OPENING (ULO) - EACH	9.00	\$615.00	\$5,535.00
50802.0 - CONCRETE SUPPORTS - EACH	1.00	\$1,290.00	\$1,290.00
90030.0 - CONCRETE BEND - EACH	1.00	\$1,445.00	\$1,445.00
20311.0 - REMOVE SEWER ACCESS STRUCTURE - EACH	2.00	\$868.00	\$1,736.00
20506.0 - ADJUST SEWER ACCESS STRUCTURE CASTING - EACH	1.00	\$300.00	\$300.00
50103.0 - RECONSTRUCT BENCH AND FLOWLINE(S) - EACH	1.00	\$1,670.00	\$1,670.00
50212.0 - SELECT BACKFILL SANITARY SEWER - T.F.	1519.00	\$0.01	\$15.19
50301.0 - 8 INCH PVC SEWER PIPE (SDR 35/26) - L.F.	1017.00	\$77.70	\$79,020.90
50353.0 - SANITARY SEWER LATERAL (SDR 35/26) - L.F.	502.00	\$50.85	\$25,526.70
50356.0 - RECONNECT SANITARY SEWER LATERAL - EACH	17.00	\$255.00	\$4,335.00
50361.0 - WASTEWATER CONTROL - LUMP SUM	1.00	\$2,300.00	\$2,300.00
50390.0 - SEWER ELECTRONIC MARKERS - EACH	42.00	\$37.45	\$1,572.90
50701.0 - 4' DIA SAS - EACH	10.00	\$3,775.00	\$37,750.00
50702.0 - 5' DIA SAS - EACH	2.00	\$5,400.00	\$10,800.00
50771.0 - INTERNAL CHIMNEY SEAL - EACH	1.00	\$290.00	\$290.00
50783.0 - INSIDE DROP - V.F.	6.80	\$265.00	\$1,802.00
50791.0 - SANITARY SEWER TAP - EACH	7.00	\$1,435.00	\$10,045.00
50226.0 - UTILITY TRENCH PATCH TYPE III - S.Y.	300.00	\$74.70	\$22,410.00
70002.0 - FURNISH AND INSTALL 6 INCH PIPE & FITTINGS - L.F.	60.00	\$125.70	\$7,542.00
70003.0 - FURNISH AND INSTALL 8 INCH PIPE & FITTINGS - L.F.	1140.00	\$95.40	\$108,756.00
70004.0 - FURNISH AND INSTALL 10 INCH PIPE & FITTINGS - L.F.	20.00	\$153.35	\$3,067.00
70005.0 - FURNISH AND INSTALL 12 INCH PIPE & FITTINGS - L.F.	640.00	\$189.80	\$121,472.00
70031.0 - FURNISH AND INSTALL 6-INCH WATER VALVE - EACH	5.00	\$1,415.00	\$7,075.00
70032.0 - FURNISH AND INSTALL 8-INCH WATER VALVE - EACH	5.00	\$1,865.00	\$9,325.00
70034.0 - FURNISH AND INSTALL 12-INCH WATER VALVE - EACH	3.00	\$3,350.00	\$10,050.00
70040.0 - FURNISH, INSTALL AND SALVAGE HYDRANT - EACH	5.00	\$5,900.00	\$29,500.00
70041.0 - RELOCATE HYDRANT - EACH	1.00	\$1,450.00	\$1,450.00
70050.0 - FURNISH AND INSTALL NEW 1-INCH SERVICE LATERAL - EACH	18.00	\$1,375.00	\$24,750.00
70053.0 - REPLACE 1-INCH COPPER SERVICE LATERAL - EACH	1.00	\$3,935.00	\$3,935.00
70056.0 - RECONNECT 1-INCH SERVICE LATERAL - EACH	14.00	\$3,175.00	\$44,450.00
70080.0 - CUT-IN OR CONNECT TO EXISTING WATER SYSTEM - EACH	8.00	\$3,650.00	\$29,200.00
70090.0 - ABANDON WATER VALVE BOX - EACH	9.00	\$255.00	\$2,295.00
70101.0 - FURNISH AND INSTALL STYROFOAM - L.F.	104.00	\$25.60	\$2,662.40
70104.0 - ADJUST WATER VALVE BOX - EACH	3.00	\$190.00	\$570.00
103 Items	Totals		\$1,614,498.14



Department of Public Works
Engineering Division
Robert F. Phillips, P.E., City Engineer
City-County Building, Room 115
210 Martin Luther King, Jr. Boulevard
Madison, Wisconsin 53703
Phone: (608) 266-4751
Fax: (608) 264-9275
engineering@cityofmadison.com
www.cityofmadison.com/engineering

Assistant City Engineer
Gregory T. Fries, P.E.
Kathleen M. Cryan
Principal Engineer 2
Christopher J. Petykowski, P.E.
John S. Fahmey, P.E.
Principal Engineer 1
Christina M. Bachmann, P.E.
Eric L. Dundee, P.E.
Facilities & Sustainability
Jeanne E. Hoffman, Manager
Mapping Section Manager
Eric T. Pederson, P.S.
Financial Manager
Steven B. Danner-Rivers

BIENNIAL BID BOND

Capitol Underground, Inc.

(a corporation of the State of Wisconsin)
(~~individual~~), (~~partnership~~), (hereinafter referred to as the "Principal") and
Western Surety Company

a corporation of the State of SD (hereinafter referred to as the "Surety") and licensed to do business in the State of Wisconsin, are held and firmly bound unto the City of Madison, Wisconsin (hereinafter referred to as the "City"), in the sum equal to the individual proposal guaranty amounts of the total bid or bids of the Principal herein accepted by the City, for the payment of which the Principal and the Surety hereby jointly and severally bind ourselves, our heirs, executors, administrators, successors and assigns.

The condition of this obligation is that the Principal has submitted to the City certain bids for projects from the time period of February 1, 2018 through January 31, 2020.

If the Principal is awarded the contract(s) by the City and, within the time and manner required by law after the prescribed forms are presented for its signature, the Principal enters into (a) written contract(s) in accordance with the bid(s), and files with the City its bond(s) guaranteeing faithful performance and payment for all labor and materials, as required by law, or if the City rejects all bids for the work described, then this obligation shall be null and void; otherwise, it shall remain in full force and effect.

In the event the Principal shall fail to execute and deliver the contract(s) or the performance and payment bond(s), all within the time specified or any extension thereof, the Principal and Surety agree jointly and severally to pay to the City within ten (10) calendar days of written demand a total equal to the sum of the individual proposal guaranty amounts of the total bid(s) as liquidated damages.

The Surety, for value received, hereby agrees that the obligations of it and its bond shall be in no way impaired or affected by any extension of time within which the City may accept a bid, and the Surety does hereby waive notice of any such extension.

This bond may be terminated by the Surety upon giving thirty (30) days written notice to the City of its intent to terminate this bond and to be released and discharged therefrom, but such termination shall not operate to relieve or discharge the Surety from any liability already accrued or which shall accrue before the expiration of such thirty (30) day period.

CERTIFICATE OF BIENNIAL BID BOND

TIME PERIOD- VALID (FROM/TO) February 1, 2018 to January 31, 2020
NAME OF SURETY Western Surety Company
NAME OF CONTRACTOR Capitol Underground, Inc.
CERTIFICATE HOLDER City of Madison, Wisconsin

This is to certify that a biennial bid bond issued by the above-named Surety is currently on file with the City of Madison.

This certificate is issued as a matter of information and conveys no rights upon the certificate holder and does not amend, extend or alter the coverage of the biennial bid bond.

Cancellation: Should the above policy be cancelled before the expiration date, the issuing Surety will give thirty (30) days written notice to the certificate holder indicated above.


SIGNATURE OF AUTHORIZED CONTRACTOR REPRESENTATIVE

12/13/17
DATE

Western Surety Company

POWER OF ATTORNEY APPOINTING INDIVIDUAL ATTORNEY-IN-FACT

Know All Men By These Presents, That WESTERN SURETY COMPANY, a South Dakota corporation, is a duly organized and existing corporation having its principal office in the City of Sioux Falls, and State of South Dakota, and that it does by virtue of the signature and seal herein affixed hereby make, constitute and appoint

**Betsy K Wright, Ross S Squires, Richard O Gibbs, Tina L Domask, Allison M Hill,
Individually**

of Middleton, WI, its true and lawful Attorney(s)-in-Fact with full power and authority hereby conferred to sign, seal and execute for and on its behalf bonds, undertakings and other obligatory instruments of similar nature

- In Unlimited Amounts -

and to bind it thereby as fully and to the same extent as if such instruments were signed by a duly authorized officer of the corporation and all the acts of said Attorney, pursuant to the authority hereby given, are hereby ratified and confirmed.

This Power of Attorney is made and executed pursuant to and by authority of the By-Law printed on the reverse hereof, duly adopted, as indicated, by the shareholders of the corporation.

In Witness Whereof, WESTERN SURETY COMPANY has caused these presents to be signed by its Vice President and its corporate seal to be hereto affixed on this 30th day of October, 2017.

WESTERN SURETY COMPANY



Paul T. Bruffat

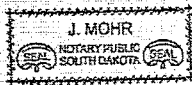
Paul T. Bruffat, Vice President

State of South Dakota }
County of Minnehaha } ss

On this 30th day of October, 2017, before me personally came Paul T. Bruffat, to me known, who, being by me duly sworn, did depose and say: that he resides in the City of Sioux Falls, State of South Dakota; that he is the Vice President of WESTERN SURETY COMPANY described in and which executed the above instrument; that he knows the seal of said corporation; that the seal affixed to the said instrument is such corporate seal; that it was so affixed pursuant to authority given by the Board of Directors of said corporation and that he signed his name thereto pursuant to like authority, and acknowledges same to be the act and deed of said corporation.

My commission expires

June 23, 2021



J. Mohr

J. Mohr, Notary Public

CERTIFICATE

I, L. Nelson, Assistant Secretary of WESTERN SURETY COMPANY do hereby certify that the Power of Attorney hereinabove set forth is still in force, and further certify that the By-Law of the corporation printed on the reverse hereof is still in force. In testimony whereof I have hereunto subscribed my name and affixed the seal of the said corporation this 7th day of December, 2017.

WESTERN SURETY COMPANY



L. Nelson

L. Nelson, Assistant Secretary

Authorizing By-Law

ADOPTED BY THE SHAREHOLDERS OF WESTERN SURETY COMPANY

This Power of Attorney is made and executed pursuant to and by authority of the following By-Law duly adopted by the shareholders of the Company.

Section 7. All bonds, policies, undertakings, Powers of Attorney, or other obligations of the corporation shall be executed in the corporate name of the Company by the President, Secretary, and Assistant Secretary, Treasurer, or any Vice President, or by such other officers as the Board of Directors may authorize. The President, any Vice President, Secretary, any Assistant Secretary, or the Treasurer may appoint Attorneys in Fact or agents who shall have authority to issue bonds, policies, or undertakings in the name of the Company. The corporate seal is not necessary for the validity of any bonds, policies, undertakings, Powers of Attorney or other obligations of the corporation. The signature of any such officer and the corporate seal may be printed by facsimile.

SECTION H: AGREEMENT

THIS AGREEMENT made this 6th day of February in the year Two Thousand and Nineteen between CAPITOL UNDERGROUND, INC. hereinafter called the Contractor, and the City of Madison, Wisconsin, hereinafter called the City.

WHEREAS, the Common Council of the said City of Madison under the provisions of a resolution adopted FEBRUARY 5, 2019, and by virtue of authority vested in the said Council, has awarded to the Contractor the work of performing certain construction.

NOW, THEREFORE, the Contractor and the City, for the consideration hereinafter named, agree as follows:

1. **Scope of Work.** The Contractor shall, perform the construction, execution and completion of the following listed complete work or improvement in full compliance with the Plans, Specifications, Standard Specifications, Supplemental Specifications, Special Provisions and contract; perform all items of work covered or stipulated in the proposal; perform all altered or extra work; and shall furnish, unless otherwise provided in the contract, all materials, implements, machinery, equipment, tools, supplies, transportation, and labor necessary to the prosecution and completion of the work or improvements:

HAMMERSLEY AVENUE ASSESSMENT DISTRICT - 2019
CONTRACT NO. 8292

2. **Completion Date/Contract Time.** Construction work must begin within seven (7) calendar days after the date appearing on mailed written notice to do so shall have been sent to the Contractor and shall be carried on at a rate so as to secure full completion SEE SPECIAL PROVISIONS, the rate of progress and the time of completion being essential conditions of this Agreement.
3. **Contract Price.** The City shall pay to the Contractor at the times, in the manner and on the conditions set forth in said specifications, the sum of ONE MILLION SIX HUNDRED FOURTEEN THOUSAND FOUR HUNDRED NINETY-EIGHT AND 14/100 (\$1,614,498.14) Dollars being the amount bid by such Contractor and which was awarded to him/her as provided by law.
4. **Affirmative Action.** In the performance of the services under this Agreement the Contractor agrees not to discriminate against any employee or applicant because of race, religion, marital status, age, color, sex, disability, national origin or ancestry, income level or source of income, arrest record or conviction record, less than honorable discharge, physical appearance, sexual orientation, gender identity, political beliefs, or student status. The Contractor further agrees not to discriminate against any subcontractor or person who offers to subcontract on this contract because of race, religion, color, age, disability, sex, sexual orientation, gender identity or national origin.

The Contractor agrees that within thirty (30) days after the effective date of this agreement, the Contractor will provide to the City Affirmative Action Division certain workforce utilization statistics, using a form to be furnished by the City.

If the contract is still in effect, or if the City enters into a new agreement with the Contractor, within one year after the date on which the form was required to be provided, the Contractor will provide updated workforce information using a second form, also to be furnished by the City. The second form will be submitted to the City Affirmative Action Division no later than one year after the date on which the first form was required to be provided.

The Contractor further agrees that, for at least twelve (12) months after the effective date of this contract, it will notify the City Affirmative Action Division of each of its job openings at facilities in Dane County for which applicants not already employees of the Contractor are to be considered. The notice will include a job description, classification, qualification and application procedures.

and deadlines. The Contractor agrees to interview and consider candidates referred by the Affirmative Action Division if the candidate meets the minimum qualification standards established by the Contractor, and if the referral is timely. A referral is timely if it is received by the Contractor on or before the date started in the notice.

Articles of Agreement
Article I

The Contractor shall take affirmative action in accordance with the provisions of this contract to insure that applicants are employed, and that employees are treated during employment without regard to race, religion, color, age, marital status, disability, sex, sexual orientation, gender identity or national origin and that the employer shall provide harassment free work environment for the realization of the potential of each employee. Such action shall include, but not be limited to, the following: employment, upgrading, demotion or transfer, recruitment or recruitment advertising, layoff or termination, rates of pay or other forms of compensation and selection for training including apprenticeship insofar as it is within the control of the Contractor. The Contractor agrees to post in conspicuous places available to employees and applicants notices to be provided by the City setting out the provisions of the nondiscrimination clauses in this contract.

Article II

The Contractor shall in all solicitations or advertisements for employees placed by or on behalf of the Contractors state that all qualified or qualifiable applicants will be employed without regard to race, religion, color, age, marital status, disability, sex, sexual orientation, gender identity or national origin.

Article III

The Contractor shall send to each labor union or representative of workers with which it has a collective bargaining agreement or other contract or understanding a notice to be provided by the City advising the labor union or worker's representative of the Contractor's equal employment opportunity and affirmative action commitments. Such notices shall be posted in conspicuous places available to employees and applicants for employment.

Article V

The Contractor agrees that it will comply with all provisions of the Affirmative Action Ordinance of the City of Madison, including the contract compliance requirements. The Contractor agrees to submit the model affirmative action plan for public works contractors in a form approved by the Affirmative Action Division Manager.

Article VI

The Contractor will maintain records as required by Section 39.02(9)(f) of the Madison General Ordinances and will provide the City Affirmative Action Division with access to such records and to persons who have relevant and necessary information, as provided in Section 39.02(9)(f). The City agrees to keep all such records confidential, except to the extent that public inspection is required by law.

Article VII

In the event of the Contractor's or subcontractor's failure to comply with the Equal Employment Opportunity and Affirmative Action Provisions of this contract or Section 39.03 and 39.02 of the Madison General Ordinances, it is agreed that the City at its option may do any or all of the following:

1. Cancel, terminate or suspend this Contract in whole or in part.

2. Declare the Contractor ineligible for further City contracts until the Affirmative Action requirements are met.
3. Recover on behalf of the City from the prime Contractor 0.5 percent of the contract award price for each week that such party fails or refuses to comply, in the nature of liquidated damages, but not to exceed a total of five percent (5%) of the contract price, or five thousand dollars (\$5,000), whichever is less. Under public works contracts, if a subcontractor is in noncompliance, the City may recover liquidated damages from the prime Contractor in the manner described above. The preceding sentence shall not be construed to prohibit a prime Contractor from recovering the amount of such damage from the non-complying subcontractor.

Article VIII

The Contractor shall include the above provisions of this contract in every subcontract so that such provisions will be binding upon each subcontractor. The Contractor shall take such action with respect to any subcontractor as necessary to enforce such provisions, including sanctions provided for noncompliance.

Article IX

The Contractor shall allow the maximum feasible opportunity to small business enterprises to compete for any subcontracts entered into pursuant to this contract. (In federally funded contracts the terms "DBE, MBE and WBE" shall be substituted for the term "small business" in this Article.)

5. Substance Abuse Prevention Program Required. Prior to commencing work on the Contract, the Contractor, and any Subcontractor, shall have in place a written program for the prevention of substance abuse among its employees as required under Wis. Stat. Sec. 103.503.
6. **Contractor Hiring Practices.**

Ban the Box - Arrest and Criminal Background Checks. (Sec. 39.08, MGO)

This provision applies to all prime contractors on contracts entered into on or after January 1, 2016, and all subcontractors who are required to meet prequalification requirements under MGO 33.07(7)(I), MGO as of the first time they seek or renew pre-qualification status on or after January 1, 2016. The City will monitor compliance of subcontractors through the pre-qualification process.

- a. **Definitions.** For purposes of this section, "Arrest and Conviction Record" includes, but is not limited to, information indicating that a person has been questioned, apprehended, taken into custody or detention, held for investigation, arrested, charged with, indicted or tried for any felony, misdemeanor or other offense pursuant to any law enforcement or military authority.

"Conviction record" includes, but is not limited to, information indicating that a person has been convicted of a felony, misdemeanor or other offense, placed on probation, fined, imprisoned or paroled pursuant to any law enforcement or military authority.

"Background Check" means the process of checking an applicant's arrest and conviction record, through any means.

- b. **Requirements.** For the duration of this Contract, the Contractor shall:
 1. Remove from all job application forms any questions, check boxes, or other inquiries regarding an applicant's arrest and conviction record, as defined herein.

2. Refrain from asking an applicant in any manner about their arrest or conviction record until after conditional offer of employment is made to the applicant in question.
3. Refrain from conducting a formal or informal background check or making any other inquiry using any privately or publicly available means of obtaining the arrest or conviction record of an applicant until after a conditional offer of employment is made to the applicant in question.
4. Make information about this ordinance available to applicants and existing employees, and post notices in prominent locations at the workplace with information about the ordinance and complaint procedure using language provided by the City.
5. Comply with all other provisions of Sec. 39.08, MGO.

c. Exemptions: This section shall not apply when:

1. Hiring for a position where certain convictions or violations are a bar to employment in that position under applicable law, or
2. Hiring a position for which information about criminal or arrest record, or a background check is required by law to be performed at a time or in a manner that would otherwise be prohibited by this ordinance, including a licensed trade or profession where the licensing authority explicitly authorizes or requires the inquiry in question.

To be exempt, Contractor has the burden of demonstrating that there is an applicable law or regulation that requires the hiring practice in question, if so, the contractor is exempt from all of the requirements of this ordinance for the position(s) in question.

HAMMERSLEY AVENUE ASSESSMENT DISTRICT - 2019
CONTRACT NO. 8292

IN WITNESS WHEREOF, the Contractor has hereunto set his/her hand and seal and the City has caused these presents to be sealed with its corporate seal and to be subscribed by its Mayor and City Clerk the day and year first above written.

Countersigned:

CAPITOL UNDERGROUND, INC.

Company Name

B. Will 2/6/19
Witness Date

[Signature] 2/6/19
VICE-President Date

B. Will 2/6/19
Witness Date

[Signature] 2/6/19
Secretary Date

CITY OF MADISON, WISCONSIN

Provisions have been made to pay the liability that will accrue under this contract.

Approved as to form:

[Signature]
Finance Director

[Signature]
City Attorney

Signed this 5th day of March, 2019

[Signature]
Witness

[Signature] 03.05.2019
Mayor Date

[Signature]
Witness

[Signature] 2.12.19
City Clerk Date

SECTION I: PAYMENT AND PERFORMANCE BOND

KNOW ALL MEN BY THESE PRESENTS, that we CAPITOL UNDERGROUND, INC. as principal, and WESTERN SURETY COMPANY Company of Chicago, Illinois as surety, are held and firmly bound unto the City of Madison, Wisconsin, in the sum of ONE MILLION SIX HUNDRED FOURTEEN THOUSAND FOUR HUNDRED NINETY-EIGHT AND 14/100 (\$1,614,498.14) Dollars, lawful money of the United States, for the payment of which sum to the City of Madison, we hereby bind ourselves and our respective executors and administrators firmly by these presents.

The condition of this Bond is such that if the above bounden shall on his/her part fully and faithfully perform all of the terms of the Contract entered into between him/herself and the City of Madison for the construction of:

HAMMERSLEY AVENUE ASSESSMENT DISTRICT - 2019
CONTRACT NO. 8292

in Madison, Wisconsin, and shall pay all claims for labor performed and material furnished in the prosecution of said work, and save the City harmless from all claims for damages because of negligence in the prosecution of said work, and shall save harmless the said City from all claims for compensation (under Chapter 102, Wisconsin Statutes) of employees and employees of subcontractor, then this Bond is to be void, otherwise of full force, virtue and effect.

Signed and sealed this 6th day of February, 2019

Countersigned:

[Signature]
Witness
[Signature]
Secretary

CAPITOL UNDERGROUND, INC.
Company Name (Principal)
[Signature]
President Seal
vice

Approved as to form:

[Signature]
City Attorney

WESTERN SURETY COMPANY
Surety Seal
 Salary Employee Commission
By [Signature]
Attorney-in-Fact Ross S. Squires

This certifies that I have been duly licensed as an agent for the above company in Wisconsin under National Producer Number 8729812 for the year 2019, and appointed as attorney-in-fact with authority to execute this payment and performance bond which power of attorney has not been revoked.

February 6, 2019
Date

[Signature]
Agent Signature Ross S. Squires

Western Surety Company

POWER OF ATTORNEY APPOINTING INDIVIDUAL ATTORNEY-IN-FACT

Know All Men By These Presents, That WESTERN SURETY COMPANY, a South Dakota corporation, is a duly organized and existing corporation having its principal office in the City of Sioux Falls, and State of South Dakota, and that it does by virtue of the signature and seal herein affixed hereby make, constitute and appoint

**Betsy K Wright, Ross S Squires, Richard O Gibbs, Tina L Domask, Allison M Hill,
Individually**

of Middleton, WI, its true and lawful Attorney(s)-in-Fact with full power and authority hereby conferred to sign, seal and execute for and on its behalf bonds, undertakings and other obligatory instruments of similar nature

- In Unlimited Amounts -

and to bind it thereby as fully and to the same extent as if such instruments were signed by a duly authorized officer of the corporation and all the acts of said Attorney, pursuant to the authority hereby given, are hereby ratified and confirmed.

This Power of Attorney is made and executed pursuant to and by authority of the By-Law printed on the reverse hereof, duly adopted, as indicated, by the shareholders of the corporation.

In Witness Whereof, WESTERN SURETY COMPANY has caused these presents to be signed by its Vice President and its corporate seal to be hereto affixed on this 30th day of October, 2017.



WESTERN SURETY COMPANY

Paul T. Bruflat


Paul T. Bruflat, Vice President

State of South Dakota }
County of Minnehaha } ss

On this 30th day of October, 2017, before me personally came Paul T. Bruflat, to me known, who, being by me duly sworn, did depose and say: that he resides in the City of Sioux Falls, State of South Dakota; that he is the Vice President of WESTERN SURETY COMPANY described in and which executed the above instrument; that he knows the seal of said corporation; that the seal affixed to the said instrument is such corporate seal; that it was so affixed pursuant to authority given by the Board of Directors of said corporation and that he signed his name thereto pursuant to like authority, and acknowledges same to be the act and deed of said corporation.

My commission expires

June 23, 2021



J. Mohr

J. Mohr, Notary Public

CERTIFICATE

I, L. Nelson, Assistant Secretary of WESTERN SURETY COMPANY do hereby certify that the Power of Attorney hereinabove set forth is still in force, and further certify that the By-Law of the corporation printed on the reverse hereof is still in force. In testimony whereof I have hereunto subscribed my name and affixed the seal of the said corporation this 6th day of February 2019 .



WESTERN SURETY COMPANY

L. Nelson

L. Nelson, Assistant Secretary

Authorizing By-Law

ADOPTED BY THE SHAREHOLDERS OF WESTERN SURETY COMPANY

This Power of Attorney is made and executed pursuant to and by authority of the following By-Law duly adopted by the shareholders of the Company.

Section 7. All bonds, policies, undertakings, Powers of Attorney, or other obligations of the corporation shall be executed in the corporate name of the Company by the President, Secretary, and Assistant Secretary, Treasurer, or any Vice President, or by such other officers as the Board of Directors may authorize. The President, any Vice President, Secretary, any Assistant Secretary, or the Treasurer may appoint Attorneys in Fact or agents who shall have authority to issue bonds, policies, or undertakings in the name of the Company. The corporate seal is not necessary for the validity of any bonds, policies, undertakings, Powers of Attorney or other obligations of the corporation. The signature of any such officer and the corporate seal may be printed by facsimile.